



Standard Eurobarometer 93 Summer 2020

Annex

Public opinion in the European Union

Fieldwork
July-August 2020



































Survey requested and co-ordinated by the European Commission,
Directorate-General for Communication

This document does not represent the point of view of the European Commission.
The interpretations and opinions contained in it are solely those of the authors.

Standard Eurobarometer 93 – Wave EB93.1 – Kantar





































C2 Political interest index
(%)

		Strong		Medium		Low		Not at all	
		Sum.2020	Diff. Sum.2020 - Aut.2019	Sum.2020	Diff. Sum.2020 - Aut.2019	Sum.2020	Diff. Sum.2020 - Aut.2019	Sum.2020	Diff. Sum.2020 - Aut.2019
EU27		19	2	47	1	18	1	16	-4
EU28-UK		19	2	47	0	18	0	16	-2
EURO AREA		19	1	45	0	19	0	17	-1
NON-EURO AREA		18	2	52	5	16	1	14	-8
BE		14	0	45	-2	20	2	21	0
BG		26	9	51	-1	13	-2	10	-6
CZ		13	0	51	-2	21	1	15	1
DK		23	-1	48	-1	20	3	9	-1
DE		27	1	52	-1	16	1	5	-1
EE		26	9	56	1	13	-1	5	-9
IE		33	17	49	4	15	2	3	-23
EL		39	10	45	-1	9	-6	7	-3
ES		13	-2	37	-2	15	-1	35	5
FR		12	0	40	4	26	2	22	-6
HR		17	2	49	-4	18	3	16	-1
IT		18	4	42	-2	21	-1	19	-1
CY		21	6	39	-8	14	2	26	0
CY (tcc)		18	-1	27	-18	22	5	33	14
LV		11	-2	55	3	21	-2	13	1
LT		14	0	58	3	11	-1	17	-2
LU		29	12	54	6	9	-10	8	-8
HU		18	6	56	-7	14	2	12	-1
MT		9	-3	53	2	20	8	18	-7
NL		26	-3	45	-1	24	5	5	-1
AT		21	4	51	-5	18	1	10	0
PL		16	6	54	0	14	-1	16	-5
PT		10	2	46	1	12	-2	32	-1
RO		14	0	49	-5	19	1	18	4
SI		10	1	57	-2	14	3	19	-2
SK		13	4	63	-6	12	3	12	-1
FI		19	5	58	3	18	0	5	-8
SE		30	2	55	1	13	-1	2	-2
UK		19	0	50	15	24	9	7	-24
AL		49	4	32	-3	15	-2	4	1
MK		28	0	40	1	19	3	13	-4
ME		15	3	40	-18	24	15	21	0
RS		19	4	47	-2	19	4	15	-6
TR		23	-9	40	5	19	4	18	0

QA1.1 How would you judge the current situation in each of the following?



































The situation in (OUR COUNTRY) in general (%)

		Very good		Rather good		Rather bad		Very bad		Don't know	Total 'Good'		Total 'Bad'	
		Sum.2020	Diff. Sum.2020 - Aut.2019	Sum.2020	Diff. Sum.2020 - Aut.2019	Sum.2020	Diff. Sum.2020 - Aut.2019	Sum.2020	Diff. Sum.2020 - Aut.2019		Sum.2020	Diff. Sum.2020 - Aut.2019	Sum.2020	Diff. Sum.2020 - Aut.2019
EU27		4	0	41	-2	40	1	14	2	1	45	-2	54	3
EU28-UK		4	-1	41	-3	40	1	14	3	1	45	-4	54	4
EURO AREA		4	0	39	-3	42	1	14	2	1	43	-3	56	3
NON-EURO AREA		7	1	45	2	34	-2	12	1	2	52	3	46	-1
BE		2	-1	50	-4	41	5	7	1	0	52	-5	48	6
BG		2	0	14	-15	49	1	31	15	4	16	-15	80	16
CZ		6	-2	54	-12	31	8	8	6	1	60	-14	39	14
DK		23	2	68	-2	7	-1	1	1	1	91	0	8	0
DE		4	-2	69	-2	23	3	3	1	1	73	-4	26	4
EE		3	0	77	7	19	-3	1	-1	0	80	7	20	-4
IE		7	-1	60	-1	29	5	4	0	0	67	-2	33	5
EL		1	0	22	6	51	-3	26	-3	0	23	6	77	-6
ES		1	1	16	-4	58	-2	24	5	1	17	-3	82	3
FR		1	0	33	4	51	-1	13	-3	2	34	4	64	-4
HR		2	-1	21	-6	51	5	25	2	1	23	-7	76	7
IT		2	0	13	-4	55	-4	29	8	1	15	-4	84	4
CY		5	2	47	1	35	1	13	-4	0	52	3	48	-3
CY (tcc)*		3	-10	39	3	27	2	29	6	2	42	-7	56	8
LV		1	0	49	4	40	-4	7	-1	3	50	4	47	-5
LT		3	2	63	12	28	-13	4	-1	2	66	14	32	-14
LU		22	-4	68	2	10	5	0	-1	0	90	-2	10	4
HU		9	-2	45	-5	39	6	6	1	1	54	-7	45	7
MT		5	-2	57	6	29	3	6	-3	3	62	4	35	0
NL		22	5	67	-4	10	-1	0	-1	1	89	1	10	-2
AT		11	-3	57	-13	25	11	7	6	0	68	-16	32	17
PL		8	1	50	-4	30	2	9	3	3	58	-3	39	5
PT		0	-1	17	-30	74	29	8	2	1	17	-31	82	31
RO		4	-4	27	-8	46	6	22	6	1	31	-12	68	12
SI		3	0	55	-4	34	5	7	0	1	58	-4	41	5
SK		1	-1	35	-4	52	2	11	4	1	36	-5	63	6
FI		9	1	75	-2	14	1	2	1	0	84	-1	16	2
SE		11	1	68	9	17	-7	4	-3	0	79	10	21	-10
UK		1	-2	34	3	52	9	13	-3	0	35	1	65	6
AL		9	-4	23	-8	59	11	8	0	1	32	-12	67	11
MK		7	3	30	-2	36	2	26	-1	1	37	1	62	1
ME		9	-15	15	-17	44	15	31	17	1	24	-32	75	32
RS		2	-2	31	-5	46	1	18	6	3	33	-7	64	7
TR		8	-16	30	-2	37	9	24	8	1	38	-18	61	17

*CY (tcc): The situation in the Turkish Cypriot Community in general

QA1.2 How would you judge the current situation in each of the following?



































The situation of the (NATIONALITY) economy (%)

		Very good		Rather good		Rather bad		Very bad		Don't know	Total 'Good'		Total 'Bad'	
		Sum.2020	Diff. Sum.2020 - Aut.2019	Sum.2020	Diff. Sum.2020 - Aut.2019	Sum.2020	Diff. Sum.2020 - Aut.2019	Sum.2020	Diff. Sum.2020 - Aut.2019	Sum.2020	Sum.2020	Diff. Sum.2020 - Aut.2019	Sum.2020	Diff. Sum.2020 - Aut.2019
EU27		4	-2	30	-11	45	7	19	7	2	34	-13	64	14
EU28-UK		4	-3	30	-11	45	8	19	6	2	34	-14	64	14
EURO AREA		3	-3	28	-11	48	9	19	5	2	31	-14	67	14
NON-EURO AREA		8	1	38	-5	35	1	16	6	3	46	-4	51	7
BE		3	1	37	-15	49	11	10	3	1	40	-14	59	14
BG		2	1	10	-9	45	-5	37	13	6	12	-8	82	8
CZ		3	-9	36	-23	42	19	17	13	2	39	-32	59	32
DK		20	-3	62	-5	11	5	1	1	6	82	-8	12	6
DE		3	-8	52	-20	39	25	4	3	2	55	-28	43	28
EE		1	-1	65	1	32	6	2	0	0	66	0	34	6
IE		2	-7	46	-12	45	20	7	3	0	48	-19	52	23
EL		1	0	8	1	49	-2	42	1	0	9	1	91	-1
ES		1	1	10	-6	58	-4	30	9	1	11	-5	88	5
FR		1	0	18	-10	56	5	20	5	5	19	-10	76	10
HR		2	0	13	-6	52	3	32	3	1	15	-6	84	6
IT		3	0	7	-7	49	-4	40	10	1	10	-7	89	6
CY		3	0	37	-6	45	7	15	0	0	40	-6	60	7
CY (tcc)*		3	-9	24	-7	29	2	43	15	1	27	-16	72	17
LV		1	0	27	-3	58	3	10	-1	4	28	-3	68	2
LT		2	1	54	9	38	-7	3	-3	3	56	10	41	-10
LU		27	-6	56	-4	16	11	0	0	1	83	-10	16	11
HU		6	-1	42	-8	40	4	9	3	3	48	-9	49	7
MT		4	-9	56	-12	30	19	3	2	7	60	-21	33	21
NL		18	-11	61	0	19	10	1	0	1	79	-11	20	10
AT		6	-13	30	-27	49	32	14	9	1	36	-40	63	41
PL		11	-2	42	-9	30	6	11	4	6	53	-11	41	10
PT		0	-1	12	-31	75	24	12	9	1	12	-32	87	33
RO		6	-1	22	-6	42	-4	28	11	2	28	-7	70	7
SI		2	0	45	-8	41	4	10	3	2	47	-8	51	7
SK		0	-1	23	-19	59	11	15	9	3	23	-20	74	20
FI		3	1	51	-16	39	12	7	5	0	54	-15	46	17
SE		9	-2	65	0	23	5	2	-1	1	74	-2	25	4
UK		2	-1	15	-23	64	24	19	9	0	17	-24	83	33
AL		3	-4	25	-8	61	8	10	3	1	28	-12	71	11
MK		4	-1	25	1	38	1	32	0	1	29	0	70	1
ME		9	0	13	-31	47	18	30	14	1	22	-31	77	32
RS		2	-2	24	-1	49	0	21	2	4	26	-3	70	2
TR		4	-16	23	-2	39	7	33	10	1	27	-18	72	17

*CY (tcc): The economic situation in the Turkish Cypriot Community



































QA1.3 How would you judge the current situation in each of the following?

The situation of the European economy (%)

		Very good		Rather good		Rather bad		Very bad		Don't know	Total 'Good'		Total 'Bad'	
		Sum.2020	Diff. Sum.2020 - Aut.2019	Sum.2020	Diff. Sum.2020 - Aut.2019	Sum.2020	Diff. Sum.2020 - Aut.2019	Sum.2020	Diff. Sum.2020 - Aut.2019		Sum.2020	Diff. Sum.2020 - Aut.2019	Sum.2020	Diff. Sum.2020 - Aut.2019
EU27		3	-1	31	-12	44	12	12	5	10	34	-13	56	17
EU28-UK		3	-1	31	-14	44	11	12	6	10	34	-15	56	17
EURO AREA		2	-1	27	-15	49	12	13	6	9	29	-16	62	18
NON-EURO AREA		5	-1	46	1	30	6	7	1	12	51	0	37	7
BE		2	0	36	-13	50	12	8	2	4	38	-13	58	14
BG		8	-5	33	-13	27	16	6	1	26	41	-18	33	17
CZ		3	-4	36	-21	40	17	11	8	10	39	-25	51	25
DK		2	-4	40	-17	40	21	6	4	12	42	-21	46	25
DE		1	-1	32	-21	49	16	11	8	7	33	-22	60	24
EE		3	0	65	2	30	17	2	1	0	68	2	32	18
IE		3	-4	48	-10	46	26	3	0	0	51	-14	49	26
EL		5	-2	33	-9	46	12	11	0	5	38	-11	57	12
ES		1	-1	21	-13	52	12	15	6	11	22	-14	67	18
FR		1	1	21	-8	47	6	14	3	17	22	-7	61	9
HR		4	-4	42	-13	36	11	8	3	10	46	-17	44	14
IT		3	1	17	-11	51	3	21	7	8	20	-10	72	10
CY		6	1	34	-16	35	10	10	3	15	40	-15	45	13
CY (tcc)		17	-12	27	-12	19	2	16	10	21	44	-24	35	12
LV		2	-1	51	-13	27	10	3	2	17	53	-14	30	12
LT		6	-1	60	-7	20	9	1	-1	13	66	-8	21	8
LU		1	-2	49	-7	45	14	5	2	0	50	-9	50	16
HU		8	-3	50	-9	31	11	3	0	8	58	-12	34	11
MT		1	-3	32	-26	36	22	8	7	23	33	-29	44	29
NL		1	-4	45	-19	43	20	5	3	6	46	-23	48	23
AT		7	-5	22	-35	49	25	19	16	3	29	-40	68	41
PL		6	-2	53	-4	22	4	6	2	13	59	-6	28	6
PT		1	-2	24	-37	61	39	6	5	8	25	-39	67	44
RO		6	-6	45	-7	28	7	7	2	14	51	-13	35	9
SI		4	-1	53	-9	33	7	5	2	5	57	-10	38	9
SK		1	-2	40	-12	40	9	11	7	8	41	-14	51	16
FI		2	1	38	-16	54	22	6	5	0	40	-15	60	27
SE		1	-1	38	-14	50	25	8	6	3	39	-15	58	31
UK		0	-2	23	-7	61	31	16	6	0	23	-9	77	37
AL		9	-3	22	-18	58	16	8	2	3	31	-21	66	18
MK		16	-8	42	2	22	9	11	2	9	58	-6	33	11
ME		7	-8	33	-17	39	17	15	8	6	40	-25	54	25
RS		7	-7	36	-13	35	15	7	3	15	43	-20	42	18
TR		7	-24	29	-3	33	16	19	11	12	36	-27	52	27



































QA1.4 How would you judge the current situation in each of the following?

Your personal job situation (%)

		Very good		Rather good		Rather bad		Very bad		Don't know	Total 'Good'		Total 'Bad'	
		Sum.2020	Diff. Sum.2020 - Aut.2019	Sum.2020	Diff. Sum.2020 - Aut.2019	Sum.2020	Diff. Sum.2020 - Aut.2019	Sum.2020	Diff. Sum.2020 - Aut.2019		Sum.2020	Diff. Sum.2020 - Aut.2019	Sum.2020	Diff. Sum.2020 - Aut.2019
EU27		14	-2	43	-2	17	2	7	2	19	57	-4	24	4
EU28-UK		14	-1	43	-3	17	1	7	2	19	57	-4	24	3
EURO AREA		14	0	43	-2	17	1	7	1	19	57	-2	24	2
NON-EURO AREA		16	-5	45	2	16	3	6	1	17	61	-3	22	4
BE		14	-1	53	-2	15	1	4	0	14	67	-3	19	1
BG		6	1	40	-3	27	0	13	4	14	46	-2	40	4
CZ		15	-2	45	-2	13	2	4	1	23	60	-4	17	3
DK		60	4	20	-6	6	1	5	1	9	80	-2	11	2
DE		19	-6	47	-1	10	2	4	2	20	66	-7	14	4
EE		13	-1	61	10	21	12	5	2	0	74	9	26	14
IE		33	16	45	-8	15	3	7	2	0	78	8	22	5
EL		3	0	36	4	28	1	12	-2	21	39	4	40	-1
ES		8	-2	45	-5	23	2	9	0	15	53	-7	32	2
FR		10	3	41	-1	16	1	7	0	26	51	2	23	1
HR		10	1	44	-5	29	4	10	1	7	54	-4	39	5
IT		5	-1	38	-6	24	-1	13	5	20	43	-7	37	4
CY		11	2	48	-5	13	2	6	0	22	59	-3	19	2
CY (tcc)		10	-3	54	-1	18	-1	13	3	5	64	-4	31	2
LV		11	2	56	0	14	-1	4	0	15	67	2	18	-1
LT		11	1	43	1	13	-3	8	-1	25	54	2	21	-4
LU		27	-4	60	13	10	3	3	0	0	87	9	13	3
HU		10	2	41	-7	23	-1	7	1	19	51	-5	30	0
MT		10	-3	41	-13	15	8	5	4	29	51	-16	20	12
NL		38	7	30	0	5	0	2	-1	25	68	7	7	-1
AT		19	-6	44	-5	17	6	8	4	12	63	-11	25	10
PL		12	3	54	-2	12	-3	5	1	17	66	1	17	-2
PT		1	-2	51	-11	30	10	4	1	14	52	-13	34	11
RO		6	-3	40	0	23	-1	7	1	24	46	-3	30	0
SI		18	3	47	-2	13	-1	9	2	13	65	1	22	1
SK		6	-2	44	0	21	-3	8	4	21	50	-2	29	1
FI		45	1	40	14	9	4	6	3	0	85	15	15	7
SE		46	-2	40	12	6	1	5	1	3	86	10	11	2
UK		28	-1	44	6	16	8	10	6	2	72	5	26	14
AL		3	0	28	-6	54	6	12	-1	3	31	-6	66	5
MK		8	1	39	2	26	3	18	-1	9	47	3	44	2
ME		8	-7	23	-13	34	7	16	7	19	31	-20	50	14
RS		3	0	24	-7	29	5	9	2	35	27	-7	38	7
TR		3	-18	34	-1	38	12	23	8	2	37	-19	61	20



































QA1.5 How would you judge the current situation in each of the following?

The financial situation of your household (%)

		Very good		Rather good		Rather bad		Very bad		Don't know	Total 'Good'		Total 'Bad'	
		Sum.2020	Diff. Sum.2020 - Aut.2019	Sum.2020	Diff. Sum.2020 - Aut.2019	Sum.2020	Diff. Sum.2020 - Aut.2019	Sum.2020	Diff. Sum.2020 - Aut.2019		Sum.2020	Diff. Sum.2020 - Aut.2019	Sum.2020	Diff. Sum.2020 - Aut.2019
EU27		12	-1	58	-2	22	2	6	1	2	70	-3	28	3
EU28-UK		12	0	58	-2	22	1	6	1	2	70	-2	28	2
EURO AREA		11	0	59	-2	22	1	6	1	2	70	-2	28	2
NON-EURO AREA		14	-3	56	-1	23	5	5	0	2	70	-4	28	5
BE		9	-2	71	7	17	-3	3	-1	0	80	5	20	-4
BG		4	0	37	-7	38	2	15	3	6	41	-7	53	5
CZ		10	-3	63	-1	22	3	4	1	1	73	-4	26	4
DK		49	4	44	-5	6	2	0	-1	1	93	-1	6	1
DE		19	1	65	-2	11	0	3	1	2	84	-1	14	1
EE		8	-1	69	-1	21	5	2	-1	0	77	-2	23	4
IE		28	14	56	-7	13	-3	3	0	0	84	7	16	-3
EL		3	-1	42	1	40	0	14	-1	1	45	0	54	-1
ES		4	-3	59	-2	28	2	6	2	3	63	-5	34	4
FR		7	1	62	4	22	-4	6	-2	3	69	5	28	-6
HR		8	1	52	-3	31	3	8	-1	1	60	-2	39	2
IT		4	0	53	-7	29	1	10	4	4	57	-7	39	5
CY		10	2	67	4	18	-5	4	-2	1	77	6	22	-7
CY (tcc)		7	-7	63	7	19	3	9	-2	2	70	0	28	1
LV		7	1	66	2	21	-5	4	1	2	73	3	25	-4
LT		6	2	65	5	21	-7	5	0	3	71	7	26	-7
LU		24	1	63	-3	12	3	1	1	0	87	-2	13	4
HU		8	1	55	1	30	-1	6	0	1	63	2	36	-1
MT		5	-2	68	-7	17	4	4	3	6	73	-9	21	7
NL		46	6	49	-2	4	-1	0	-1	1	95	4	4	-2
AT		14	-7	56	-3	22	9	5	2	3	70	-10	27	11
PL		9	1	64	0	19	1	5	-1	3	73	1	24	0
PT		1	-1	55	-7	38	7	4	1	2	56	-8	42	8
RO		7	-1	53	2	32	0	7	0	1	60	1	39	0
SI		7	1	67	0	20	-1	5	1	1	74	1	25	0
SK		4	-1	51	-3	35	1	8	4	2	55	-4	43	5
FI		24	1	61	-3	13	3	2	0	0	85	-2	15	3
SE		45	3	47	-2	6	-2	2	1	0	92	1	8	-1
UK		21	-2	56	-2	18	8	5	1	0	77	-4	23	9
AL		4	0	28	-7	56	4	10	2	2	32	-7	66	6
MK		7	1	48	-4	30	4	14	-1	1	55	-3	44	3
ME		7	-2	28	-20	44	15	18	8	3	35	-22	62	23
RS		3	-1	40	-1	42	2	11	0	4	43	-2	53	2
TR		3	-17	33	-5	44	16	19	6	1	36	-22	63	22

QA1.6 How would you judge the current situation in each of the following?



































The employment situation in (OUR COUNTRY) (%)

		Very good		Rather good		Rather bad		Very bad		Don't know	Total 'Good'		Total 'Bad'	
		Sum.2020	Diff. Sum.2020 - Aut.2019	Sum.2020	Diff. Sum.2020 - Aut.2019	Sum.2020	Diff. Sum.2020 - Aut.2019	Sum.2020	Diff. Sum.2020 - Aut.2019		Sum.2020	Diff. Sum.2020 - Aut.2019	Sum.2020	Diff. Sum.2020 - Aut.2019
EU27		3	-4	27	-11	46	10	21	6	3	30	-15	67	16
EU28-UK		3	-4	27	-10	46	9	21	5	3	30	-14	67	14
EURO AREA		2	-4	24	-10	48	9	23	5	3	26	-14	71	14
NON-EURO AREA		5	-4	38	-7	37	7	14	5	6	43	-11	51	12
BE		1	-2	42	-10	46	8	8	3	3	43	-12	54	11
BG		2	-1	11	-14	49	4	29	13	9	13	-15	78	17
CZ		5	-24	51	0	34	18	7	4	3	56	-24	41	22
DK		10	-25	59	4	26	20	2	2	3	69	-21	28	22
DE		3	-9	43	-18	43	23	5	3	6	46	-27	48	26
EE		2	-8	49	-1	43	17	6	1	0	51	-9	49	18
IE		7	-4	40	-14	47	21	6	0	0	47	-18	53	21
EL		0	-1	6	0	40	0	53	0	1	6	-1	93	0
ES		1	0	7	-5	53	-1	38	6	1	8	-5	91	5
FR		1	0	15	-6	59	3	21	2	4	16	-6	80	5
HR		2	1	11	-12	47	2	38	8	2	13	-11	85	10
IT		2	0	8	-4	43	-3	46	7	1	10	-4	89	4
CY		3	0	32	-14	49	10	14	4	2	35	-14	63	14
CY (tcc)*		2	-6	25	-10	32	0	33	12	8	27	-16	65	12
LV		1	-1	29	-6	51	4	14	3	5	30	-7	65	7
LT		5	2	44	2	38	-2	8	0	5	49	4	46	-2
LU		13	-3	61	-3	23	11	3	1	0	74	-6	26	12
HU		6	-2	35	-16	43	10	12	7	4	41	-18	55	17
MT		4	-5	49	-19	34	19	4	3	9	53	-24	38	22
NL		9	-17	55	-4	32	21	3	2	1	64	-21	35	23
AT		7	-7	25	-27	50	23	16	12	2	32	-34	66	35
PL		6	-2	46	-11	30	7	8	4	10	52	-13	38	11
PT		0	-2	9	-27	70	16	20	13	1	9	-29	90	29
RO		3	-2	22	-11	44	2	27	10	4	25	-13	71	12
SI		2	-1	34	-8	42	2	18	6	4	36	-9	60	8
SK		0	-3	29	-13	51	6	19	12	1	29	-16	70	18
FI		2	0	44	-11	50	13	4	1	0	46	-11	54	14
SE		2	-4	47	-12	43	15	7	3	1	49	-16	50	18
UK		2	-5	16	-25	63	31	19	9	0	18	-30	82	40
AL		2	0	18	-7	62	5	17	2	1	20	-7	79	7
MK		5	2	21	-3	39	2	33	0	2	26	-1	72	2
ME		5	-6	14	-15	41	3	38	18	2	19	-21	79	21
RS		2	-3	17	-5	47	6	29	2	5	19	-8	76	8
TR		2	-18	16	-5	45	14	36	9	1	18	-23	81	23

*CY (tcc): The employment situation in the Turkish Cypriot Community



































QA1.7 How would you judge the current situation in each of the following?

The provision of public services in (OUR COUNTRY) (%)

		Very good		Rather good		Rather bad		Very bad		Don't know	Total 'Good'		Total 'Bad'	
		Sum.2020	Diff. Sum.2020 - Aut.2019	Sum.2020	Diff. Sum.2020 - Aut.2019	Sum.2020	Diff. Sum.2020 - Aut.2019	Sum.2020	Diff. Sum.2020 - Aut.2019		Sum.2020	Diff. Sum.2020 - Aut.2019	Sum.2020	Diff. Sum.2020 - Aut.2019
EU27		8	1	46	3	32	-2	10	-2	4	54	4	42	-4
EU28-UK		8	1	46	2	32	-2	10	-1	4	54	3	42	-3
EURO AREA		8	1	46	2	33	-1	10	-2	3	54	3	43	-3
NON-EURO AREA		9	2	46	4	30	-3	9	-3	6	55	6	39	-6
BE		10	3	58	0	25	-4	5	0	2	68	3	30	-4
BG		5	1	25	-3	36	0	15	0	19	30	-2	51	0
CZ		8	-3	56	-2	25	1	5	1	6	64	-5	30	2
DK		18	1	58	10	19	-9	2	-3	3	76	11	21	-12
DE		8	1	64	5	21	-4	2	-1	5	72	6	23	-5
EE		13	2	68	2	17	3	2	-1	0	81	4	19	2
IE		6	-1	46	2	40	7	8	-5	0	52	1	48	2
EL		1	0	23	4	56	5	18	-10	2	24	4	74	-5
ES		3	1	45	5	39	-3	11	-2	2	48	6	50	-5
FR		4	1	49	10	35	-5	8	-6	4	53	11	43	-11
HR		2	-1	33	5	44	-1	18	-4	3	35	4	62	-5
IT		3	0	22	-5	49	3	24	2	2	25	-5	73	5
CY		5	1	43	-3	37	7	12	-3	3	48	-2	49	4
CY (tcc)		3	-21	26	-1	30	13	36	7	5	29	-22	66	20
LV		5	1	53	3	31	-4	5	-1	6	58	4	36	-5
LT		4	-1	57	2	28	-2	4	1	7	61	1	32	-1
LU		36	10	56	-3	7	-3	1	0	0	92	7	8	-3
HU		10	2	52	1	29	-3	6	0	3	62	3	35	-3
MT		5	0	53	-11	30	9	4	1	8	58	-11	34	10
NL		41	3	49	-3	8	0	1	0	1	90	0	9	0
AT		23	-1	50	-7	20	5	6	4	1	73	-8	26	9
PL		9	5	46	-3	28	-3	10	-1	7	55	2	38	-4
PT		0	-2	26	-13	52	11	19	4	3	26	-15	71	15
RO		4	0	39	1	40	-1	12	0	5	43	1	52	-1
SI		6	1	56	1	28	-2	8	0	2	62	2	36	-2
SK		2	0	48	6	36	-9	11	5	3	50	6	47	-4
FI		16	-2	65	-1	17	4	2	0	0	81	-3	19	4
SE		16	1	58	6	22	-2	2	-2	2	74	7	24	-4
UK		6	-2	44	8	39	4	11	-3	0	50	6	50	1
AL		5	1	27	-12	57	6	10	4	1	32	-11	67	10
MK		5	1	36	-2	31	2	25	0	3	41	-1	56	2
ME		7	-2	26	-21	43	14	23	10	1	33	-23	66	24
RS		4	-2	33	-4	44	3	14	3	5	37	-6	58	6
TR		6	-19	36	6	33	4	24	10	1	42	-13	57	14



































QA2.1 What are your expectations for the next twelve months: will the next twelve months be better, worse or the same, when it comes to...?

Your life in general (%)

		Better		Worse		Same		Don't know
		Sum.2020	Diff. Sum.2020 - Aut.2019	Sum.2020	Diff. Sum.2020 - Aut.2019	Sum.2020	Diff. Sum.2020 - Aut.2019	
EU27		25	-4	15	4	57	-1	3
EU28-UK		25	-3	15	4	57	-2	3
EURO AREA		24	-3	15	5	58	-3	3
NON-EURO AREA		26	-6	17	5	54	2	3
BE		22	-3	17	6	60	-3	1
BG		19	-9	21	11	48	-7	12
CZ		21	-12	12	4	66	8	1
DK		30	-1	3	-3	66	4	1
DE		24	2	9	1	65	-4	2
EE		32	-3	14	8	54	-2	0
IE		37	11	18	10	45	-19	0
EL		20	-8	22	4	57	4	1
ES		20	-7	14	2	63	4	3
FR		33	1	14	2	48	-4	5
HR		28	-3	16	3	55	-1	1
IT		23	-7	20	7	54	-2	3
CY		31	1	17	12	49	-12	3
CY (tcc)		27	-11	38	16	25	-6	10
LV		33	-3	6	-1	58	2	3
LT		28	-2	13	3	56	-2	3
LU		42	6	21	15	37	-20	0
HU		25	-4	13	0	60	4	2
MT		28	6	7	0	55	-6	10
NL		21	-1	10	5	68	-4	1
AT		16	0	18	5	63	-6	3
PL		21	-6	20	7	57	0	2
PT		15	-14	20	12	55	-3	10
RO		33	-4	25	1	40	3	2
SI		19	-6	18	6	61	-1	2
SK		21	-4	21	3	56	0	2
FI		32	3	12	9	56	-11	0
SE		41	0	8	4	51	-4	0
UK		35	3	18	8	47	-5	0
AL		57	-8	22	3	20	4	1
MK		27	-4	18	2	53	2	2
ME		33	-22	18	8	48	14	1
RS		28	-11	13	2	57	9	2
TR		25	-17	30	7	43	9	2

QA2.2 What are your expectations for the next twelve months: will the next twelve months be better, worse or the same, when it comes to...?



































The situation in (OUR COUNTRY) in general (%)

		Better		Worse		Same		Don't know
		Sum.2020	Diff. Sum.2020 - Aut.2019	Sum.2020	Diff. Sum.2020 - Aut.2019	Sum.2020	Diff. Sum.2020 - Aut.2019	
EU27		21	1	41	14	34	-14	4
EU28-UK		21	1	41	14	34	-16	4
EURO AREA		20	2	43	15	33	-18	4
NON-EURO AREA		24	1	35	8	37	-5	4
BE		15	1	51	18	32	-20	2
BG		19	-3	39	20	30	-21	12
CZ		12	-9	43	23	42	-15	3
DK		40	27	18	8	40	-35	2
DE		22	11	38	11	37	-22	3
EE		23	0	39	23	38	-17	0
IE		23	2	53	36	24	-34	0
EL		19	-11	45	18	35	-6	1
ES		16	-3	46	17	32	-16	6
FR		18	1	49	19	28	-19	5
HR		23	-1	45	19	31	-18	1
IT		24	-4	42	11	31	-8	3
CY		19	-3	39	22	38	-20	4
CY (tcc)*		18	-5	53	14	22	-8	7
LV		21	0	21	5	53	-7	5
LT		23	1	23	7	51	-9	3
LU		25	7	51	39	24	-43	0
HU		22	-1	25	4	49	-4	4
MT		33	16	13	-6	41	-8	13
NL		15	7	57	30	26	-37	2
AT		20	5	28	11	48	-19	4
PL		22	-4	33	8	40	-5	5
PT		18	-16	42	31	30	-18	10
RO		27	-8	38	8	31	-1	4
SI		14	-2	43	17	40	-17	3
SK		17	-3	37	11	44	-8	2
FI		23	10	44	22	33	-30	0
SE		32	22	41	-2	27	-19	0
UK		25	4	57	27	18	-14	0
AL		48	-7	28	4	22	1	2
MK		26	1	38	8	31	-8	5
ME		28	-6	43	8	28	-2	1
RS		28	-13	29	13	41	0	2
TR		25	-15	37	8	36	6	2

*CY (tcc): The situation in the Turkish Cypriot Community in general

QA2.3 What are your expectations for the next twelve months: will the next twelve months be better, worse or the same, when it comes to...?



































The economic situation in (OUR COUNTRY) (%)

		Better		Worse		Same		Don't know
		Sum.2020	Diff. Sum.2020 - Aut.2019	Sum.2020	Diff. Sum.2020 - Aut.2019	Sum.2020	Diff. Sum.2020 - Aut.2019	
EU27		20	1	49	18	28	-17	3
EU28-UK		20	1	49	19	28	-19	3
EURO AREA		19	1	51	20	26	-22	4
NON-EURO AREA		20	-2	43	13	33	-6	4
BE		13	1	61	27	23	-29	3
BG		17	-5	43	22	29	-19	11
CZ		10	-11	57	32	29	-23	4
DK		36	28	27	13	34	-41	3
DE		24	13	48	15	25	-28	3
EE		20	0	49	29	31	-22	0
IE		19	0	66	44	15	-39	0
EL		18	-12	52	24	29	-11	1
ES		16	-2	50	18	29	-18	5
FR		16	-1	56	26	22	-25	6
HR		22	1	49	18	28	-19	1
IT		24	-4	47	13	27	-9	2
CY		20	-2	45	27	31	-26	4
CY (tcc)*		16	-6	62	24	17	-17	5
LV		21	2	29	9	45	-13	5
LT		22	1	28	9	47	-11	3
LU		18	2	67	57	15	-54	0
HU		22	-3	30	8	45	-5	3
MT		34	16	14	1	38	-15	14
NL		11	2	71	36	17	-37	1
AT		25	5	38	16	34	-22	3
PL		19	-5	39	13	37	-8	5
PT		17	-17	45	34	29	-18	9
RO		23	-5	44	9	29	-4	4
SI		15	0	51	22	31	-23	3
SK		16	-3	41	14	40	-11	3
FI		18	9	58	28	24	-33	0
SE		23	15	55	7	21	-21	1
UK		22	1	64	31	14	-15	0
AL		48	3	20	0	30	-4	2
MK		23	-1	44	11	29	-9	4
ME		24	-10	42	16	33	-6	1
RS		26	-12	37	19	33	-8	4
TR		21	-17	41	10	36	6	2

*CY (tcc): The economic situation in the Turkish Cypriot Community



































QA2.4 What are your expectations for the next twelve months: will the next twelve months be better, worse or the same, when it comes to...?

The financial situation of your household (%)

		Better		Worse		Same		Don't know
		Sum.2020	Diff. Sum.2020 - Aut.2019	Sum.2020	Diff. Sum.2020 - Aut.2019	Sum.2020	Diff. Sum.2020 - Aut.2019	Sum.2020
EU27		18	-4	18	5	61	-1	3
EU28-UK		18	-4	18	5	61	-1	3
EURO AREA		18	-3	17	5	62	-3	3
NON-EURO AREA		20	-6	21	7	56	0	3
BE		18	-3	19	6	61	-4	2
BG		14	-12	26	12	46	-6	14
CZ		13	-11	20	9	66	3	1
DK		18	-3	5	2	76	1	1
DE		15	-2	10	3	73	-1	2
EE		25	-6	16	9	59	0	0
IE		21	3	18	8	61	-8	0
EL		14	-9	31	11	53	-2	2
ES		17	-3	17	5	62	-4	4
FR		25	1	17	1	52	-4	6
HR		24	-5	20	5	54	-2	2
IT		18	-5	24	8	55	-5	3
CY		20	-3	18	11	58	-9	4
CY (tcc)		24	-17	32	14	35	1	9
LV		29	-2	7	0	61	1	3
LT		24	-1	13	1	61	0	2
LU		26	-1	18	10	56	-7	0
HU		17	-7	20	2	61	5	2
MT		18	1	8	2	67	0	7
NL		9	-6	10	2	80	5	1
AT		15	-1	17	4	66	-4	2
PL		17	-6	21	4	58	2	4
PT		13	-14	22	15	55	-5	10
RO		29	-2	29	4	39	-2	3
SI		15	-5	21	7	62	-3	2
SK		16	-6	26	6	56	0	2
FI		23	1	14	9	63	-9	0
SE		27	0	9	0	64	0	0
UK		25	-1	20	8	55	-1	0
AL		44	-3	23	5	28	-5	5
MK		23	-2	22	5	53	-2	2
ME		24	-15	23	1	52	15	1
RS		22	-14	19	6	56	8	3
TR		21	-15	33	8	43	5	3

QA2.5 What are your expectations for the next twelve months: will the next twelve months be better, worse or the same, when it comes to...?



































The employment situation in (OUR COUNTRY) (%)

		Better		Worse		Same		Don't know
		Sum.2020	Diff. Sum.2020 - Aut.2019	Sum.2020	Diff. Sum.2020 - Aut.2019	Sum.2020	Diff. Sum.2020 - Aut.2019	Sum.2020
EU27		19	-2	47	21	29	-18	5
EU28-UK		19	-1	47	20	29	-20	5
EURO AREA		19	-1	49	22	28	-21	4
NON-EURO AREA		20	-2	40	15	34	-9	6
BE		13	-1	58	34	27	-33	2
BG		16	-5	40	26	29	-20	15
CZ		9	-11	51	34	34	-25	6
DK		40	26	27	17	31	-41	2
DE		21	10	45	16	29	-27	5
EE		20	3	52	34	28	-27	0
IE		21	2	58	37	21	-33	0
EL		17	-12	52	25	30	-11	1
ES		18	-1	48	17	29	-18	5
FR		16	-6	56	33	22	-26	6
HR		21	-3	42	11	34	-10	3
IT		22	-7	45	11	29	-6	4
CY		19	-6	44	31	31	-28	6
CY (tcc)*		16	-7	52	13	23	-10	9
LV		22	2	23	10	47	-16	8
LT		21	1	21	9	54	-10	4
LU		14	-9	66	51	20	-36	0
HU		21	-4	30	10	44	-7	5
MT		27	10	14	2	46	-11	13
NL		12	-2	69	42	17	-38	2
AT		23	6	39	13	36	-19	2
PL		18	-6	34	16	41	-8	7
PT		16	-15	46	36	28	-24	10
RO		23	-6	44	11	28	-5	5
SI		14	0	47	23	36	-22	3
SK		14	-6	42	19	41	-13	3
FI		19	4	50	28	31	-29	0
SE		23	14	60	12	16	-23	1
UK		19	-3	66	40	15	-22	0
AL		43	-2	28	3	25	-3	4
MK		22	0	42	12	31	-10	5
ME		23	-12	37	10	39	2	1
RS		25	-12	31	13	40	-1	4
TR		17	-16	43	7	38	8	2

*CY (tcc): The employment situation in the Turkish Cypriot Community



































QA2.6 What are your expectations for the next twelve months: will the next twelve months be better, worse or the same, when it comes to...?

Your personal job situation (%)



































		Better		Worse		Same		Don't know
		Sum.2020	Diff. Sum.2020 - Aut.2019	Sum.2020	Diff. Sum.2020 - Aut.2019	Sum.2020	Diff. Sum.2020 - Aut.2019	
EU27		17	-5	13	4	58	0	12
EU28-UK		17	-5	13	4	58	0	12
EURO AREA		17	-5	12	4	58	0	13
NON-EURO AREA		17	-6	15	5	57	1	11
BE		17	-2	12	4	63	-1	8
BG		14	-5	12	7	61	-5	13
CZ		12	-10	12	4	56	2	20
DK		19	-3	3	1	73	3	5
DE		16	-3	8	2	61	-2	15
EE		23	-3	12	7	65	9	0
IE		24	8	10	3	66	-5	0
EL		12	-7	19	5	58	1	11
ES		17	-5	14	4	61	-5	8
FR		22	-1	8	2	52	1	18
HR		23	-3	17	2	56	0	4
IT		19	-7	20	5	52	2	9
CY		18	-6	13	9	56	-5	13
CY (tcc)		22	-12	29	-1	39	9	10
LV		24	-2	5	1	61	2	10
LT		21	-2	8	2	63	0	8
LU		24	0	11	5	65	4	0
HU		14	-6	16	-1	60	3	10
MT		18	5	2	-1	51	-8	29
NL		13	-3	6	3	61	6	20
AT		14	-3	12	3	65	-4	9
PL		16	-4	14	2	61	1	9
PT		11	-14	14	9	61	-2	14
RO		22	-4	26	-1	34	1	18
SI		13	-2	15	5	64	-3	8
SK		15	-3	17	2	49	-1	19
FI		18	-1	9	6	73	9	0
SE		22	-3	6	2	70	8	2
UK		22	-1	12	5	65	8	1
AL		39	-5	26	-2	33	6	2
MK		20	-2	19	4	53	2	8
ME		22	-12	26	3	40	3	12
RS		14	-10	16	5	40	2	30
TR		19	-19	31	7	47	11	3

QA2.7 What are your expectations for the next twelve months: will the next twelve months be better, worse or the same, when it comes to...?

The economic situation in the EU (%)



































		Better		Worse		Same		Don't know
		Sum.2020	Diff. Sum.2020 - Aut.2019	Sum.2020	Diff. Sum.2020 - Aut.2019	Sum.2020	Diff. Sum.2020 - Aut.2019	
EU27		16	-1	42	17	32	-14	10
EU28-UK		16	-2	42	18	32	-16	10
EURO AREA		16	-1	45	20	30	-18	9
NON-EURO AREA		19	1	34	11	35	-7	12
BE		11	-1	57	29	28	-29	4
BG		23	-5	24	15	28	-9	25
CZ		10	-6	49	24	30	-19	11
DK		21	13	45	21	25	-31	9
DE		16	6	50	15	27	-19	7
EE		16	0	48	33	36	-15	0
IE		16	-2	60	44	24	-31	0
EL		16	-7	36	18	43	-10	5
ES		16	-4	37	16	35	-16	12
FR		13	-2	47	27	25	-25	15
HR		26	-2	30	14	37	-13	7
IT		20	-7	34	10	36	-4	10
CY		19	-1	32	23	33	-29	16
CY (tcc)		28	-10	30	3	12	-9	30
LV		23	2	19	8	46	-10	12
LT		21	0	20	10	50	-13	9
LU		11	-3	76	45	13	-29	0
HU		21	-3	24	4	45	-3	10
MT		13	2	15	4	49	-2	23
NL		8	0	75	36	13	-34	4
AT		19	5	38	13	38	-19	5
PL		18	-1	24	9	44	-8	14
PT		16	-15	35	27	33	-13	16
RO		26	-7	32	6	31	-1	11
SI		13	-3	42	19	39	-18	6
SK		15	-3	33	10	47	-6	5
FI		12	6	59	30	29	-26	0
SE		14	8	68	26	15	-22	3
UK		16	3	58	33	26	-11	0
AL		48	-1	27	-2	22	0	3
MK		36	-6	21	8	31	0	12
ME		32	-7	27	7	35	-3	6
RS		21	-12	30	16	36	-5	13
TR		19	-18	30	9	38	10	13

QA3 What do you think are the two most important issues facing (OUR COUNTRY) at the moment?
(%)
(MAX. 2 ANSWERS)

		Crime		Economic situation		Rising prices/ inflation/ cost of living		Taxation	
		Sum.2020	Diff. Sum.2020 - Aut.2019	Sum.2020	Diff. Sum.2020 - Aut.2019	Sum.2020	Diff. Sum.2020 - Aut.2019	Sum.2020	Diff. Sum.2020 - Aut.2019
EU27		8	-4	33	17	18	-2	5	-3
EU28-UK		8	-2	33	17	18	-2	5	-3
EURO AREA		8	-2	35	19	13	-3	5	-4
NON-EURO AREA		8	-7	27	13	34	6	5	-1
BE		8	-1	31	17	12	-9	7	-4
BG		10	-3	43	16	37	-6	2	-3
CZ		6	-1	28	21	41	3	5	-6
DK		7	-3	34	28	4	1	4	-8
DE		11	-1	25	20	15	1	3	-1
EE		1	-2	39	22	25	-7	6	-8
IE		3	-8	29	21	17	-5	5	-1
EL		5	-4	49	12	7	0	6	-4
ES		2	-4	42	16	6	-2	4	-1
FR		14	1	26	12	15	-6	2	-4
HR		16	-5	39	19	18	-4	3	-2
IT		5	-4	47	19	10	-5	11	-8
CY		15	1	50	14	17	1	3	-2
CY (tcc)*		8	-14	52	15	24	-10	2	-8
LV		2	0	28	4	24	-7	24	-4
LT		5	1	22	10	46	-10	13	-10
LU		8	3	18	17	22	-9	4	-5
HU		6	1	21	5	37	6	4	-2
MT		7	-8	18	17	17	-4	1	-2
NL		5	-7	34	29	10	2	1	-1
AT		8	-5	30	18	13	-6	5	-4
PL		5	-2	22	9	48	1	7	0
PT		3	-1	52	36	12	-9	4	-13
RO		10	-5	31	11	28	-3	4	-6
SI		5	-1	33	21	9	-3	5	-7
SK		6	-5	37	21	43	2	6	-1
FI		3	-2	40	22	11	2	8	2
SE		21	-10	24	16	5	1	4	1
UK		7	-12	43	29	12	-5	2	-2
AL		16	7	40	-1	18	-1	4	0
MK		20	-8	42	10	17	-4	1	-1
ME		20	-1	34	18	29	8	4	-5
RS		19	-8	37	-2	19	-5	3	0
TR		6	-1	44	15	38	10	3	-8



































*CY (tcc): What do you think are the two most important issues facing our Community at the moment?

QA3 What do you think are the two most important issues facing (OUR COUNTRY) at the moment?
(%)
(MAX. 2 ANSWERS)

		Unemployment		Terrorism		Housing		Government debt	
		Sum.2020	Diff. Sum.2020 - Aut.2019	Sum.2020	Diff. Sum.2020 - Aut.2019	Sum.2020	Diff. Sum.2020 - Aut.2019	Sum.2020	Diff. Sum.2020 - Aut.2019
EU27		28	8	3	-3	5	-6	12	4
EU28-UK		28	6	3	-3	5	-5	12	3
EURO AREA		31	6	3	-3	6	-5	12	3
NON-EURO AREA		16	6	2	-2	5	-6	11	3
BE		22	10	2	-3	4	-2	19	-5
BG		28	15	1	-1	1	-1	5	0
CZ		10	6	3	0	10	-9	28	12
DK		24	20	3	-4	3	-2	11	10
DE		15	10	5	-2	11	-11	15	12
EE		29	18	0	-1	2	0	12	9
IE		18	8	0	-3	37	-16	12	8
EL		44	4	1	0	0	-1	14	-3
ES		47	-6	0	-1	3	-4	8	-4
FR		37	9	4	-12	2	-5	10	2
HR		37	6	1	-2	3	-2	15	0
IT		40	-3	2	-2	1	-2	14	1
CY		28	3	4	-1	5	-4	3	1
CY (tcc)*		34	7	0	-3	1	-3	N.A	N.A
LV		23	7	0	0	4	2	7	-1
LT		21	8	0	0	1	-1	9	4
LU		17	7	1	-1	52	-16	8	7
HU		23	13	2	-2	4	-5	5	-4
MT		4	3	1	-1	7	-10	2	1
NL		15	13	2	-2	17	5	3	3
AT		30	15	4	-2	5	-5	9	-1
PL		10	4	3	0	5	-4	12	3
PT		40	20	0	-1	1	-5	7	-2
RO		14	-1	2	-1	4	-2	8	-6
SI		21	8	0	-2	6	-7	9	1
SK		21	7	1	0	6	1	13	8
FI		31	16	1	-1	2	-2	30	14
SE		25	17	1	-1	5	1	1	1
UK		34	22	3	-2	6	-9	17	11
AL		20	-4	3	-1	10	-2	6	3
MK		30	-1	1	0	1	-1	6	2
ME		27	-9	3	-2	3	-8	25	11
RS		21	-12	1	0	1	-3	7	-6
TR		31	-10	16	-12	0	-2	5	2



































*CY (tcc): What do you think are the two most important issues facing our Community at the moment?

QA3 What do you think are the two most important issues facing (OUR COUNTRY) at the moment?
(%)
(MAX. 2 ANSWERS)

		Cyprus issue		Immigration		Health		The education system	
		Sum.2020	Diff. Sum.2020 - Aut.2019	Sum.2020	Diff. Sum.2020 - Aut.2019	Sum.2020	Diff. Sum.2020 - Aut.2019	Sum.2020	Diff. Sum.2020 - Aut.2019
EU27		N.A	N.A	11	-5	31	9	9	-3
EU28-UK		N.A	N.A	11	-6	31	11	9	-3
EURO AREA		N.A	N.A	12	-7	30	13	9	-3
NON-EURO AREA		N.A	N.A	7	-4	31	-3	9	-3
BE		N.A	N.A	13	-12	34	20	9	0
BG		N.A	N.A	4	-2	32	-6	7	-4
CZ		N.A	N.A	9	-6	16	-3	4	-4
DK		N.A	N.A	14	-12	27	-9	8	-5
DE		N.A	N.A	17	-9	15	0	16	-5
EE		N.A	N.A	15	4	27	-3	8	-5
IE		N.A	N.A	2	-6	50	10	7	-2
EL		N.A	N.A	33	-21	24	15	3	-2
ES		N.A	N.A	3	-8	50	34	4	-4
FR		N.A	N.A	9	-5	31	18	7	-2
HR		N.A	N.A	6	-3	30	16	7	-14
IT		N.A	N.A	14	-7	25	16	6	2
CY		N.A	N.A	29	2	21	7	12	-6
CY (tcc)*		8	-5	2	-5	24	10	7	-4
LV		N.A	N.A	6	0	32	-6	14	-1
LT		N.A	N.A	7	2	27	3	14	-1
LU		N.A	N.A	6	-2	23	16	10	-7
HU		N.A	N.A	11	-1	39	-8	11	1
MT		N.A	N.A	58	-3	25	21	4	0
NL		N.A	N.A	11	-3	47	18	9	-14
AT		N.A	N.A	13	-4	37	16	9	-6
PL		N.A	N.A	4	0	30	0	7	-3
PT		N.A	N.A	2	0	56	17	6	-10
RO		N.A	N.A	4	-1	40	14	14	4
SI		N.A	N.A	9	-11	57	17	4	1
SK		N.A	N.A	4	0	23	-22	9	0
FI		N.A	N.A	13	0	22	-30	8	-6
SE		N.A	N.A	21	2	29	-14	14	-11
UK		N.A	N.A	9	-6	40	3	8	-4
AL		N.A	N.A	8	-3	20	-4	9	0
MK		N.A	N.A	18	-10	27	15	6	0
ME		N.A	N.A	4	-4	17	0	5	-2
RS		N.A	N.A	9	0	52	40	4	-3
TR		N.A	N.A	2	-9	19	13	11	2

*CY (tcc): What do you think are the two most important issues facing our Community at the moment?

QA3 What do you think are the two most important issues facing (OUR COUNTRY) at the moment?
(%)
(MAX. 2 ANSWERS)

		Pensions		The environment and climate change		Energy supply		Other (SPONTANEOUS)	
		Sum.2020	Diff. Sum.2020 - Aut.2019	Sum.2020	Diff. Sum.2020 - Aut.2019	Sum.2020	Diff. Sum.2020 - Aut.2019	Sum.2020	Diff. Sum.2020 - Aut.2019
EU27		10	-5	14	-6	2	-2	1	-1
EU28-UK		10	-6	14	-5	2	-2	1	-1
EURO AREA		9	-7	15	-6	2	-2	1	-1
NON-EURO AREA		11	0	12	-5	3	-1	0	-2
BE		10	-4	16	-7	3	-3	1	0
BG		12	-6	4	-1	1	-1	1	1
CZ		13	-11	7	-3	1	-2	0	-1
DK		6	0	43	-2	2	-1	0	-11
DE		10	-8	26	-5	2	-4	2	-1
EE		14	-13	12	0	5	0	0	-5
IE		2	-1	16	2	0	-3	0	-1
EL		6	0	2	1	1	0	1	0
ES		8	-13	3	-6	0	-1	2	-2
FR		13	-7	20	-1	2	0	0	-1
HR		11	-6	2	-1	1	0	0	0
IT		5	-5	4	-6	2	-1	0	-1
CY		3	-2	4	-2	1	0	0	-15
CY (tcc)*		1	-4	1	0	0	-2	1	-1
LV		18	2	2	-1	1	1	2	1
LT		12	-9	4	-1	1	0	0	-3
LU		4	-5	23	7	2	1	0	-6
HU		14	0	6	-3	2	-4	0	-1
MT		3	-1	14	-25	1	1	10	-6
NL		7	-10	35	-26	2	-6	0	-1
AT		9	-4	15	-10	5	-1	1	-2
PL		10	-5	10	-4	4	-2	0	0
PT		7	-13	2	-6	0	-2	0	-10
RO		16	0	8	0	4	-2	0	0
SI		11	-13	7	-3	1	-1	0	-5
SK		13	-1	8	-3	2	-1	0	-2
FI		5	-4	24	-6	1	-1	0	-2
SE		7	2	35	-1	5	-1	0	-2
UK		1	-3	16	-5	0	-2	0	-3
AL		4	-2	5	-2	5	0	0	0
MK		4	-3	3	-4	1	1	0	-2
ME		12	-1	2	-5	2	-2	0	0
RS		6	-1	6	1	0	-1	0	-2
TR		5	-1	1	-3	1	-2	0	0



































*CY (tcc): What do you think are the two most important issues facing our Community at the moment?

QA3 What do you think are the two most important issues facing (OUR COUNTRY) at the moment?
(%)
(MAX. 2 ANSWERS)



































		None (SPONTANEOUS)		Don't know
		Sum.2020	Diff. Sum.2020 - Aut.2019	
EU27		0	0	0
EU28-UK		0	0	0
EURO AREA		0	0	0
NON-EURO AREA		0	0	1
BE		0	0	0
BG		0	0	0
CZ		0	0	0
DK		0	-1	1
DE		0	0	0
EE		0	-1	0
IE		0	0	0
EL		0	0	0
ES		0	-2	1
FR		0	0	0
HR		0	0	0
IT		0	0	0
CY		0	0	0
CY (tcc)*		0	0	1
LV		0	0	1
LT		1	1	0
LU		0	0	0
HU		0	0	0
MT		1	0	2
NL		0	0	0
AT		0	0	0
PL		0	-1	1
PT		0	0	0
RO		0	0	1
SI		0	-1	1
SK		0	0	0
FI		0	0	0
SE		0	0	0
UK		0	0	0
AL		0	-1	0
MK		0	0	0
ME		0	0	0
RS		0	-1	0
TR		0	-1	0

*CY (tcc): What do you think are the two most important issues facing our Community at the moment?



































QA4 And personally, what are the two most important issues you are facing at the moment?
(%)
(MAX. 2 ANSWERS)

		Crime		The economic situation in (OUR COUNTRY)		Rising prices/ inflation/ cost of living		Taxation	
		Sum.2020	Diff. Sum.2020 - Aut.2019	Sum.2020	Diff. Sum.2020 - Aut.2019	Sum.2020	Diff. Sum.2020 - Aut.2019	Sum.2020	Diff. Sum.2020 - Aut.2019
EU27		5	-1	15	7	30	0	9	-3
EU28-UK		5	0	15	8	30	-1	9	-4
EURO AREA		5	0	15	8	27	-2	9	-5
NON-EURO AREA		4	-5	14	6	38	6	6	-1
BE		9	1	10	1	28	-7	10	-4
BG		3	-1	20	9	42	1	2	-4
CZ		3	-2	11	8	50	8	5	-4
DK		3	0	13	10	10	1	6	2
DE		4	-1	13	9	25	2	7	-2
EE		1	-1	19	14	33	-4	8	-3
IE		2	-6	28	20	30	-10	7	-4
EL		6	0	22	11	25	-3	19	-8
ES		2	-1	19	8	23	2	6	-8
FR		12	5	10	4	34	-11	7	-4
HR		2	0	19	7	33	-5	5	-1
IT		4	-1	19	8	22	-5	18	-9
CY		6	-1	19	6	25	-8	4	-3
CY (tcc)		3	-8	31	16	27	-8	3	-3
LV		1	1	16	3	33	-7	18	-4
LT		1	1	7	1	56	-5	17	-6
LU		13	7	6	4	34	-5	6	0
HU		3	0	12	2	48	11	5	-1
MT		6	-2	5	4	33	-11	6	3
NL		3	-2	15	11	21	1	3	-2
AT		6	-1	12	6	21	-6	5	-3
PL		3	-2	12	5	49	7	7	0
PT		1	0	20	16	34	-7	12	-9
RO		6	-1	17	5	30	-2	6	-5
SI		1	-1	11	5	17	0	6	-3
SK		2	-1	13	4	49	5	3	-1
FI		2	-2	20	9	13	-1	10	2
SE		11	-4	14	8	6	-3	5	1
UK		4	-11	34	26	27	-2	4	-2
AL		1	-3	15	2	28	-10	4	1
MK		8	1	22	5	24	-1	1	-1
ME		8	0	23	10	37	7	4	-2
RS		2	-2	13	-1	24	-9	3	-1
TR		7	1	26	11	35	6	3	-6



































QA4 And personally, what are the two most important issues you are facing at the moment?
(%)
(MAX. 2 ANSWERS)

		Unemployment		Terrorism		Cyprus issue		Housing	
		Sum.2020	Diff. Sum.2020 - Aut.2019	Sum.2020	Diff. Sum.2020 - Aut.2019	Sum.2020	Diff. Sum.2020 - Aut.2019	Sum.2020	Diff. Sum.2020 - Aut.2019
EU27		12	3	1	-1	N.A	N.A	5	-2
EU28-UK		12	3	1	-1	N.A	N.A	5	-2
EURO AREA		13	3	1	-1	N.A	N.A	5	-2
NON-EURO AREA		7	0	1	-1	N.A	N.A	6	-2
BE		8	1	2	-2	N.A	N.A	4	-2
BG		10	4	1	0	N.A	N.A	2	0
CZ		4	2	1	0	N.A	N.A	12	0
DK		11	5	2	0	N.A	N.A	4	-2
DE		7	4	1	-2	N.A	N.A	7	-1
EE		7	3	0	0	N.A	N.A	6	1
IE		9	1	0	-1	N.A	N.A	10	-5
EL		15	-1	0	-1	N.A	N.A	1	1
ES		24	-1	0	-1	N.A	N.A	5	-5
FR		13	5	1	-3	N.A	N.A	4	-3
HR		12	2	1	-1	N.A	N.A	6	-2
IT		16	1	2	-1	N.A	N.A	2	-1
CY		16	4	2	1	N.A	N.A	7	2
CY (tcc)		26	4	0	-3	4	-8	3	-3
LV		10	0	0	0	N.A	N.A	8	2
LT		11	4	0	0	N.A	N.A	5	-1
LU		7	4	0	-3	N.A	N.A	23	-9
HU		7	0	1	-1	N.A	N.A	6	-3
MT		3	2	0	-1	N.A	N.A	7	-6
NL		4	0	1	-1	N.A	N.A	8	1
AT		11	1	3	0	N.A	N.A	7	-3
PL		6	0	1	-2	N.A	N.A	5	-3
PT		13	2	0	0	N.A	N.A	2	-3
RO		9	1	3	-1	N.A	N.A	5	-3
SI		9	3	0	0	N.A	N.A	8	-1
SK		8	1	1	-1	N.A	N.A	9	1
FI		6	0	1	0	N.A	N.A	5	-8
SE		8	4	0	-1	N.A	N.A	8	1
UK		11	3	1	0	N.A	N.A	6	-1
AL		8	0	1	-2	N.A	N.A	3	0
MK		22	1	1	0	N.A	N.A	2	0
ME		22	2	3	0	N.A	N.A	5	-8
RS		12	-1	0	-1	N.A	N.A	4	0
TR		18	-13	8	-12	N.A	N.A	1	-1



































QA4 And personally, what are the two most important issues you are facing at the moment?
(%)
(MAX. 2 ANSWERS)

		The financial situation of your household		Immigration		Health		The education system	
		Sum.2020	Diff. Sum.2020 - Aut.2019	Sum.2020	Diff. Sum.2020 - Aut.2019	Sum.2020	Diff. Sum.2020 - Aut.2019	Sum.2020	Diff. Sum.2020 - Aut.2019
EU27		14	1	4	-2	24	6	9	-1
EU28-UK		14	1	4	-2	24	7	9	-1
EURO AREA		13	1	4	-2	23	8	10	0
NON-EURO AREA		16	2	3	-2	27	5	8	0
BE		14	0	7	-2	23	11	10	0
BG		22	2	1	-1	20	-5	8	-1
CZ		13	2	4	1	22	4	4	-2
DK		8	-1	4	-1	25	7	7	-2
DE		9	2	5	-2	20	3	12	-2
EE		29	15	5	1	27	-4	9	0
IE		17	6	1	-2	32	8	14	1
EL		29	-4	6	-1	17	2	9	-1
ES		11	2	1	-1	24	11	8	-2
FR		14	-3	4	1	21	13	6	-1
HR		19	-3	2	1	24	7	8	-1
IT		13	3	6	-5	21	8	9	3
CY		23	2	8	-6	17	6	10	-1
CY (tcc)		4	-3	1	-10	22	6	9	3
LV		11	0	1	0	27	-3	12	3
LT		10	-3	1	-1	25	9	8	2
LU		12	5	4	0	27	22	13	2
HU		20	1	2	-2	24	-3	9	2
MT		6	-4	18	2	15	11	5	-2
NL		8	-8	2	-3	44	16	18	-5
AT		15	3	5	-1	30	9	10	-2
PL		15	-2	2	-1	27	8	6	2
PT		13	-1	2	1	25	3	8	-3
RO		17	-1	3	-3	25	6	11	3
SI		13	0	2	-1	28	10	7	-2
SK		21	3	1	-1	26	-3	6	0
FI		30	9	5	0	49	10	8	-8
SE		13	-1	12	3	44	-1	13	-6
UK		22	12	3	-3	32	10	12	4
AL		15	0	5	0	33	10	6	-4
MK		16	-3	11	0	23	10	6	1
ME		15	2	3	-2	24	15	6	-1
RS		23	-1	2	0	36	25	7	-3
TR		13	3	2	-8	16	9	8	-7





























QA4 And personally, what are the two most important issues you are facing at the moment?
(%)
(MAX. 2 ANSWERS)

		The environment and climate change		Pensions		Working conditions		Living conditions	
		Sum.2020	Diff. Sum.2020 - Aut.2019	Sum.2020	Diff. Sum.2020 - Aut.2019	Sum.2020	Diff. Sum.2020 - Aut.2019	Sum.2020	Diff. Sum.2020 - Aut.2019
EU27		12	-3	12	-3	11	2	11	3
EU28-UK		12	-3	12	-3	11	2	11	2
EURO AREA		12	-4	12	-4	11	2	10	2
NON-EURO AREA		10	-5	13	0	10	2	12	3
BE		15	-2	11	-4	9	2	15	7
BG		5	-1	19	-3	12	4	19	6
CZ		6	-4	11	-3	9	0	6	-1
DK		26	3	11	4	10	0	5	2
DE		18	-7	12	-3	7	1	9	2
EE		8	-2	18	-1	11	6	13	6
IE		22	5	9	2	7	1	5	0
EL		4	0	17	2	10	1	10	0
ES		5	-2	16	-6	11	-3	8	1
FR		14	0	11	-5	13	4	11	3
HR		5	0	14	-2	13	3	15	-1
IT		9	-1	10	-1	12	-1	14	4
CY		6	-5	7	-2	10	4	7	0
CY (tcc)		0	-6	N.A	N.A	4	-4	12	0
LV		3	0	15	-2	9	3	7	2
LT		4	0	12	-7	8	2	5	2
LU		31	14	5	0	7	0	7	-3
HU		6	-1	15	-2	11	-5	10	-4
MT		22	-6	7	-3	10	5	7	0
NL		27	-11	15	-5	10	7	4	1
AT		10	0	8	-3	15	5	18	5
PL		8	-1	11	-2	10	2	12	-1
PT		2	-5	15	-3	14	5	13	5
RO		8	-1	15	0	12	3	19	3
SI		5	-2	13	-4	14	-3	20	5
SK		9	0	14	1	10	1	8	-1
FI		19	-2	13	-2	6	-4	12	-1
SE		33	-2	12	1	7	0	10	3
UK		18	-1	9	-3	5	-1	5	1
AL		4	0	4	-3	12	-2	24	1
MK		4	-3	6	-3	12	0	18	-2
ME		3	-6	13	4	10	-2	14	-1
RS		5	0	11	-3	16	1	20	3
TR		1	-2	6	-2	12	5	27	12





























QA4 And personally, what are the two most important issues you are facing at the moment?
(%)
(MAX. 2 ANSWERS)

		Other (SPONTANEOUS)		None (SPONTANEOUS)		Don't know
		Sum.2020	Diff. Sum.2020 - Aut.2019	Sum.2020	Diff. Sum.2020 - Aut.2019	
EU27		0	-3	3	-3	0
EU28-UK		0	-3	3	-3	0
EURO AREA		0	-3	4	-2	0
NON-EURO AREA		0	-2	2	-4	0
BE		0	-3	3	-1	0
BG		1	-2	1	-1	1
CZ		0	-2	2	-4	0
DK		1	-10	12	-11	1
DE		1	-4	6	-4	1
EE		0	-5	0	-8	0
IE		0	-2	0	-3	0
EL		1	0	1	-1	0
ES		1	-2	5	-1	1
FR		0	-3	4	-2	1
HR		0	-1	0	-3	0
IT		0	-3	1	-3	0
CY		0	-7	7	1	0
CY (tcc)		1	0	3	3	1
LV		0	-2	6	0	1
LT		0	-3	4	0	1
LU		0	-5	0	-7	0
HU		0	-1	1	-1	0
MT		3	-7	9	2	3
NL		0	-3	2	0	0
AT		3	-7	5	-1	0
PL		0	-1	1	-4	0
PT		0	-3	5	0	1
RO		0	-1	1	0	0
SI		1	-2	5	-7	0
SK		0	-1	1	-3	0
FI		0	0	0	-1	0
SE		0	-3	0	0	0
UK		0	-2	0	-9	0
AL		0	0	0	0	0
MK		0	-1	0	-2	0
ME		0	0	0	0	0
RS		0	-1	1	-3	0
TR		0	-1	0	-1	0





























QA5 What do you think are the two most important issues facing the EU at the moment?
(%)
(MAX. 2 ANSWERS)

		Crime		Economic situation		Rising prices/ inflation/ cost of living		Taxation	
		Sum.2020	Diff. Sum.2020 - Aut.2019	Sum.2020	Diff. Sum.2020 - Aut.2019	Sum.2020	Diff. Sum.2020 - Aut.2019	Sum.2020	Diff. Sum.2020 - Aut.2019
EU27		6	-4	35	16	10	-2	3	-1
EU28-UK		6	-4	35	17	10	-2	3	-1
EURO AREA		6	-3	37	18	9	-3	3	-1
NON-EURO AREA		8	-2	27	10	14	2	4	-1
BE		7	-2	33	16	9	-3	3	-1
BG		8	-4	36	25	16	2	2	-2
CZ		8	-5	26	20	17	7	3	-1
DK		3	-8	42	30	3	-1	1	-2
DE		8	-1	35	21	10	-1	2	-1
EE		5	-2	37	25	6	-1	2	1
IE		1	-7	47	26	9	-11	3	-2
EL		9	-5	34	10	6	1	2	-2
ES		1	-4	43	20	5	-5	2	0
FR		9	0	33	15	11	-4	2	-1
HR		9	-5	33	17	10	0	3	1
IT		4	-8	42	13	11	-5	8	-1
CY		19	2	32	11	5	-3	2	-1
LV		7	0	30	9	10	-3	6	-1
LT		9	1	25	14	12	2	4	-4
LU		6	-5	33	22	5	-10	2	-3
HU		7	-1	29	12	12	4	1	-3
MT		8	-2	22	17	7	-1	2	1
NL		4	-1	41	28	3	0	1	0
AT		9	-3	36	21	13	-3	4	-2
PL		6	-5	21	8	18	4	6	0
PT		5	-1	38	19	5	1	2	-3
RO		11	-4	25	11	15	1	5	-5
SI		7	-4	33	17	5	-2	3	-2
SK		12	-4	26	14	18	-1	2	-1
FI		6	-4	37	21	7	0	3	0
SE		7	-7	38	25	4	2	1	1





























QA5 What do you think are the two most important issues facing the EU at the moment?
(%)
(MAX. 2 ANSWERS)

		Unemployment		Terrorism		EU's influence in the world		The state of Member States' public finances	
		Sum.2020	Diff. Sum.2020 - Aut.2019	Sum.2020	Diff. Sum.2020 - Aut.2019	Sum.2020	Diff. Sum.2020 - Aut.2019	Sum.2020	Diff. Sum.2020 - Aut.2019
EU27		17	5	7	-9	10	-2	23	6
EU28-UK		17	5	7	-10	10	-2	23	5
EURO AREA		19	5	6	-9	9	-3	25	7
NON-EURO AREA		9	3	12	-7	10	-2	20	6
BE		14	6	5	-10	8	-2	20	4
BG		11	8	12	-16	10	0	13	2
CZ		6	3	15	-15	10	0	28	12
DK		19	10	5	-15	10	-3	20	9
DE		12	4	6	-6	15	-1	32	8
EE		8	3	9	-10	18	1	34	19
IE		13	1	4	-12	11	-4	31	19
EL		18	7	7	-16	14	1	23	-1
ES		30	12	2	-11	4	-4	15	1
FR		18	4	8	-13	9	-5	17	4
HR		14	2	10	-16	10	-3	25	6
IT		28	0	4	-6	5	2	21	4
CY		16	2	15	-7	6	1	12	-3
LV		11	3	13	-7	8	-2	23	7
LT		8	0	19	-11	12	2	15	2
LU		16	3	1	-14	18	1	20	-6
HU		9	0	12	-14	10	-2	22	-3
MT		9	-3	4	-8	3	-1	7	-1
NL		9	6	2	-11	15	-5	37	11
AT		17	4	5	-8	7	-13	21	3
PL		5	2	14	-9	10	0	19	6
PT		28	19	5	-19	5	-5	34	9
RO		12	5	11	-8	9	-3	17	0
SI		12	2	7	-7	10	1	15	5
SK		11	6	14	-6	10	-2	31	9
FI		8	1	8	-13	14	-2	44	22
SE		15	8	5	-9	12	-4	22	8

QA5 What do you think are the two most important issues facing the EU at the moment?
(%)
(MAX. 2 ANSWERS)



































		Immigration		Pensions		The environment and climate change		Energy supply	
		Sum.2020	Diff. Sum.2020 - Aut.2019	Sum.2020	Diff. Sum.2020 - Aut.2019	Sum.2020	Diff. Sum.2020 - Aut.2019	Sum.2020	Diff. Sum.2020 - Aut.2019
EU27		23	-13	4	-1	20	-8	3	-2
EU28-UK		23	-14	4	-1	20	-8	3	-3
EURO AREA		22	-15	4	-2	19	-9	2	-3
NON-EURO AREA		27	-6	4	0	21	-5	5	0
BE		23	-22	5	-2	26	-9	3	-7
BG		33	-15	3	-1	12	-2	4	-1
CZ		38	-13	4	-3	11	-11	1	-1
DK		24	-18	1	-2	44	-9	2	-1
DE		27	-15	2	-3	24	-11	2	-2
EE		40	-11	1	-2	22	-2	3	-3
IE		15	-11	0	-2	35	0	2	-5
EL		38	-17	2	0	6	-8	2	-3
ES		13	-18	6	-3	9	-13	1	-2
FR		21	-11	5	-2	28	-2	3	-3
HR		25	-18	3	1	11	-6	3	-1
IT		21	-9	5	1	11	-7	3	-4
CY		53	-7	1	0	8	-12	0	-2
LV		36	-4	3	-1	15	-3	1	-1
LT		30	-12	2	-1	16	-8	2	-1
LU		21	-10	2	-3	36	7	2	-3
HU		40	-1	4	-1	20	-1	4	-5
MT		61	-14	3	2	12	-20	2	0
NL		20	-32	1	-2	36	-10	1	-5
AT		18	-12	6	-2	21	-9	3	-2
PL		24	-11	5	0	19	-7	6	0
PT		10	-14	2	0	4	-15	0	-3
RO		19	-6	6	-1	14	-8	5	-6
SI		33	-24	3	-2	10	-12	2	-2
SK		35	-7	4	-2	13	-9	2	-3
FI		25	-15	1	-2	30	-15	2	-2
SE		25	-15	1	0	49	-10	5	-7

QA5 What do you think are the two most important issues facing the EU at the moment?
(%)
(MAX. 2 ANSWERS)

		Health		Other (SPONTANEOUS)		None (SPONTANEOUS)		Don't know
		Sum.2020	Diff. Sum.2020 - Aut.2019	Sum.2020	Diff. Sum.2020 - Aut.2019	Sum.2020	Diff. Sum.2020 - Aut.2019	
EU27		22	N.A	0	-2	0	-1	2
EU28-UK		22	N.A	0	-2	0	-1	2
EURO AREA		23	N.A	1	-2	0	-1	2
NON-EURO AREA		21	N.A	0	-2	0	-1	2
BE		31	N.A	1	-1	0	0	1
BG		23	N.A	1	1	0	-1	0
CZ		14	N.A	0	-2	0	0	1
DK		14	N.A	0	-5	0	0	1
DE		10	N.A	1	-2	0	-1	1
EE		12	N.A	0	-5	0	0	0
IE		26	N.A	0	-2	0	-1	0
EL		30	N.A	1	1	0	-1	0
ES		37	N.A	1	-2	0	-2	4
FR		21	N.A	0	-2	0	0	3
HR		31	N.A	0	-1	0	0	0
IT		24	N.A	0	0	0	0	1
CY		18	N.A	0	-2	0	0	3
LV		12	N.A	1	-1	0	0	6
LT		16	N.A	0	-2	0	0	5
LU		30	N.A	0	-3	0	0	1
HU		15	N.A	0	-1	0	0	1
MT		30	N.A	0	-3	2	1	8
NL		27	N.A	0	-6	0	0	0
AT		30	N.A	1	-3	1	1	1
PL		20	N.A	0	-1	0	-3	2
PT		45	N.A	0	-13	0	-1	3
RO		31	N.A	0	-1	0	0	3
SI		37	N.A	1	-5	0	0	1
SK		10	N.A	0	-1	0	0	1
FI		13	N.A	0	-2	0	0	0
SE		14	N.A	0	-3	0	0	0



































QA6.1 I would like to ask you a question about how much trust you have in certain institutions. For each of the following institutions, please tell me if you tend to trust it or tend not to trust it.

The media (%)

		Tend to trust		Tend not to trust		Don't know
		Sum.2020	Diff. Sum.2020 - Sp.2019	Sum.2020	Diff. Sum.2020 - Sp.2019	
EU27		40	1	57	0	3
EU28-UK		40	-1	57	2	3
EURO AREA		39	-1	58	2	3
NON-EURO AREA		42	7	54	-6	4
BE		46	2	53	-2	1
BG		39	-2	52	2	9
CZ		51	6	46	-6	3
DK		66	2	31	-1	3
DE		50	3	47	0	3
EE		52	-1	48	6	0
IE		51	10	49	-4	0
EL		21	1	78	-1	1
ES		33	0	65	0	2
FR		21	-7	76	7	3
HR		37	-1	61	1	2
IT		35	-2	60	1	5
CY		38	-3	60	3	2
CY (tcc)		26	3	68	1	6
LV		42	-4	55	8	3
LT		43	-4	55	4	2
LU		47	-1	53	6	0
HU		35	-3	62	2	3
MT		21	-3	68	4	11
NL		56	-4	43	8	1
AT		62	6	35	-6	3
PL		39	1	56	1	5
PT		62	-4	37	4	1
RO		37	-8	60	8	3
SI		33	-2	65	3	2
SK		39	-2	60	5	1
FI		71	-2	29	6	0
SE		57	1	42	1	1
UK		26	5	74	1	0
AL		54	6	45	-6	1
MK		41	5	58	-4	1
ME		34	-1	63	0	3
RS		31	1	64	-3	5
TR		21	-6	77	8	2






























QA6.2 I would like to ask you a question about how much trust you have in certain institutions. For each of the following institutions, please tell me if you tend to trust it or tend not to trust it.

Political parties (%)

		Tend to trust		Tend not to trust		Don't know
		Sum.2020	Diff. Sum.2020 - Aut.2019	Sum.2020	Diff. Sum.2020 - Aut.2019	
EU27		23	4	73	-3	4
EU28-UK		23	3	73	-2	4
EURO AREA		22	3	74	-3	4
NON-EURO AREA		25	7	70	-5	5
BE		17	-4	82	4	1
BG		10	-3	79	3	11
CZ		17	0	78	-2	5
DK		59	18	36	-14	5
DE		40	9	55	-8	5
EE		19	6	81	7	0
IE		27	0	73	7	0
EL		11	4	88	-4	1
ES		12	5	85	-6	3
FR		9	0	88	2	3
HR		14	2	85	-1	1
IT		13	-2	81	-1	6
CY		13	3	82	-5	5
CY (tcc)		10	-7	83	8	7
LV		6	0	90	3	4
LT		10	1	83	-3	7
LU		32	5	68	13	0
HU		25	-5	70	5	5
MT		15	-14	71	15	14
NL		59	19	39	-16	2
AT		41	8	55	-7	4
PL		22	0	73	3	5
PT		21	-1	78	3	1
RO		23	-3	71	2	6
SI		12	-2	85	3	3
SK		11	-3	82	4	7
FI		35	9	65	0	0
SE		43	13	54	-11	3
UK		16	6	84	1	0
AL		21	1	76	3	3
MK		23	6	74	-2	3
ME		24	-10	74	11	2
RS		15	0	79	-2	6
TR		20	-18	78	19	2






























QA6.3 I would like to ask you a question about how much trust you have in certain institutions. For each of the following institutions, please tell me if you tend to trust it or tend not to trust it.

Justice, the (NATIONALITY) legal system (%)

		Tend to trust		Tend not to trust		Don't know
		Sum.2020	Diff. Sum.2020 - Aut.2019	Sum.2020	Diff. Sum.2020 - Aut.2019	
EU27		52	1	44	-1	4
EU28-UK		52	1	44	-1	4
EURO AREA		54	2	43	-1	3
NON-EURO AREA		46	-2	49	4	5
BE		54	8	45	-7	1
BG		18	-3	70	4	12
CZ		53	6	41	-8	6
DK		85	-1	13	2	2
DE		69	0	28	1	3
EE		73	10	27	3	0
IE		74	14	26	-8	0
EL		57	7	41	-7	2
ES		46	4	52	-3	2
FR		45	-1	50	0	5
HR		23	3	73	-3	4
IT		38	1	56	-3	6
CY		49	11	46	-12	5
LV		41	4	48	-2	11
LT		45	2	46	-3	9
LU		80	10	20	3	0
HU		50	0	46	2	4
MT		41	-4	46	6	13
NL		85	9	14	-8	1
AT		73	4	25	-4	2
PL		35	-1	59	3	6
PT		50	1	48	-1	2
RO		46	1	48	-4	6
SI		36	11	61	-9	3
SK		25	2	72	0	3
FI		81	-3	19	7	0
SE		81	4	18	-3	1
UK		69	17	31	-9	0






























QA6.4 I would like to ask you a question about how much trust you have in certain institutions. For each of the following institutions, please tell me if you tend to trust it or tend not to trust it.

The police (%)

		Tend to trust		Tend not to trust		Don't know
		Sum.2020	Diff. Sum.2020 - Aut.2019	Sum.2020	Diff. Sum.2020 - Aut.2019	
EU27		71	0	26	0	3
EU28-UK		71	0	26	0	3
EURO AREA		74	0	23	0	3
NON-EURO AREA		60	-6	36	6	4
BE		75	1	24	-1	1
BG		43	-6	45	3	12
CZ		73	6	23	-6	4
DK		92	0	7	0	1
DE		84	-1	14	2	2
EE		89	7	11	-1	0
IE		81	10	19	-6	0
EL		70	1	29	-1	1
ES		75	0	22	-1	3
FR		69	2	27	-2	4
HR		54	1	42	-2	4
IT		63	-1	33	0	4
CY		57	5	39	-5	4
LV		68	3	26	-1	6
LT		78	0	17	-3	5
LU		78	-3	21	8	1
HU		65	1	33	0	2
MT		54	-5	38	10	8
NL		89	0	11	2	0
AT		77	2	21	-1	2
PL		52	-1	45	3	3
PT		81	10	17	-10	2
RO		51	1	45	-2	4
SI		67	2	30	-2	3
SK		45	4	51	-4	4
FI		91	-3	9	4	0
SE		89	3	11	-1	0
UK		76	-1	24	5	0






























QA6.5 I would like to ask you a question about how much trust you have in certain institutions. For each of the following institutions, please tell me if you tend to trust it or tend not to trust it.

The army (%)

		Tend to trust		Tend not to trust		Don't know
		Sum.2020	Diff. Sum.2020 - Aut.2019	Sum.2020	Diff. Sum.2020 - Aut.2019	
EU27		72	0	22	0	6
EU28-UK		72	1	22	-1	6
EURO AREA		73	1	21	-1	6
NON-EURO AREA		69	-3	26	5	5
BE		82	2	16	-1	2
BG		47	-1	35	4	18
CZ		81	4	15	-3	4
DK		89	2	5	-1	6
DE		68	-4	23	3	9
EE		85	5	15	4	0
IE		89	11	11	-5	0
EL		85	5	14	-4	1
ES		73	3	23	-3	4
FR		82	3	12	-4	6
HR		65	4	32	-5	3
IT		64	0	29	-3	7
CY		66	4	29	-5	5
LV		71	2	17	-2	12
LT		80	3	9	-4	11
LU		79	7	21	10	0
HU		60	1	34	1	6
MT		67	-4	23	4	10
NL		87	4	10	0	3
AT		73	3	23	-3	4
PL		66	0	31	3	3
PT		72	9	22	-12	6
RO		69	2	26	-4	5
SI		70	2	26	-3	4
SK		61	10	33	-9	6
FI		93	0	7	3	0
SE		83	7	16	-1	1
UK		87	6	13	1	0






























QA6.6 I would like to ask you a question about how much trust you have in certain institutions. For each of the following institutions, please tell me if you tend to trust it or tend not to trust it.

Public administration in (OUR COUNTRY) (%)

		Tend to trust		Tend not to trust		Don't know
		Sum.2020	Diff. Sum.2020 - Aut.2019	Sum.2020	Diff. Sum.2020 - Aut.2019	
EU27		52	3	43	-2	5
EU28-UK		52	3	43	-3	5
EURO AREA		53	4	43	-3	4
NON-EURO AREA		51	4	43	-1	6
BE		51	-1	48	1	1
BG		32	-4	53	4	15
CZ		58	4	35	-6	7
DK		80	4	16	-4	4
DE		70	3	26	-2	4
EE		65	1	35	14	0
IE		66	6	34	1	0
EL		33	10	66	-9	1
ES		45	7	51	-7	4
FR		57	3	38	-3	5
HR		31	8	64	-9	5
IT		25	-2	68	-1	7
CY		40	7	54	-7	6
CY (tcc)		20	N.A	72	N.A	8
LV		35	3	57	-1	8
LT		53	7	33	-8	14
LU		81	1	19	7	0
HU		62	5	35	-3	3
MT		64	12	27	-8	9
NL		71	8	26	-5	3
AT		73	5	24	-5	3
PL		48	4	47	-2	5
PT		49	7	47	-7	4
RO		43	2	51	-3	6
SI		44	5	52	-4	4
SK		50	7	46	-5	4
FI		72	0	28	10	0
SE		71	4	26	-2	3
UK		59	14	41	-1	0






























QA6.7 I would like to ask you a question about how much trust you have in certain institutions. For each of the following institutions, please tell me if you tend to trust it or tend not to trust it.

Regional or local public authorities (%)

		Tend to trust		Tend not to trust		Don't know
		Sum.2020	Diff. Sum.2020 - Aut.2019	Sum.2020	Diff. Sum.2020 - Aut.2019	
EU27		57	4	38	-4	5
EU28-UK		57	3	38	-3	5
EURO AREA		58	4	38	-3	4
NON-EURO AREA		57	6	38	-4	5
BE		62	4	36	-4	2
BG		41	-1	48	4	11
CZ		61	1	33	-2	6
DK		81	6	15	-6	4
DE		77	3	20	-2	3
EE		58	2	42	12	0
IE		62	4	37	2	1
EL		39	12	60	-11	1
ES		50	10	46	-11	4
FR		64	4	29	-5	7
HR		29	9	69	-8	2
IT		29	-1	64	-1	7
CY		51	8	43	-11	6
LV		49	0	44	1	7
LT		58	6	35	-6	7
LU		75	-1	24	11	1
HU		64	7	33	-5	3
MT		60	7	31	-2	9
NL		70	4	28	-2	2
AT		74	4	22	-3	4
PL		57	4	37	-4	6
PT		59	9	38	-8	3
RO		48	2	46	-4	6
SI		50	4	46	-4	4
SK		48	4	48	-2	4
FI		68	-1	32	10	0
SE		71	3	27	0	2
UK		57	11	43	-2	0






























QA6.8 I would like to ask you a question about how much trust you have in certain institutions. For each of the following institutions, please tell me if you tend to trust it or tend not to trust it.

Health and medical staff in (OUR COUNTRY) (%)

		Tend to trust	Tend not to trust	Don't know
EU27		80	18	2
EURO AREA		83	15	2
NON-EURO AREA		68	28	4
BE		88	11	1
BG		52	36	12
CZ		84	15	1
DK		91	7	2
DE		87	12	1
EE		85	15	0
IE		89	10	1
EL		78	21	1
ES		86	13	1
FR		90	9	1
HR		68	31	1
IT		67	30	3
CY		78	21	1
CY (tcc)		68	29	3
LV		68	28	4
LT		58	39	3
LU		88	12	0
HU		53	45	2
MT		85	9	6
NL		97	3	0
AT		82	17	1
PL		66	30	4
PT		93	7	0
RO		60	37	3
SI		69	30	1
SK		63	35	2
FI		92	8	0
SE		92	7	1
UK		92	8	0






























QA6.9 I would like to ask you a question about how much trust you have in certain institutions. For each of the following institutions, please tell me if you tend to trust it or tend not to trust it.

The (NATIONALITY) Government (%)

		Tend to trust		Tend not to trust		Don't know
		Sum.2020	Diff. Sum.2020 - Aut.2019	Sum.2020	Diff. Sum.2020 - Aut.2019	
EU27		40	6	56	-5	4
EU28-UK		40	5	56	-4	4
EURO AREA		40	5	56	-4	4
NON-EURO AREA		39	8	56	-6	5
BE		30	-5	67	5	3
BG		19	-9	71	9	10
CZ		40	0	56	0	4
DK		78	15	19	-13	3
DE		61	11	35	-10	4
EE		46	3	54	11	0
IE		51	9	49	-2	0
EL		35	9	62	-9	3
ES		25	4	71	-4	4
FR		25	1	70	-1	5
HR		24	9	73	-9	3
IT		29	4	66	-5	5
CY		44	15	48	-18	8
LV		32	4	62	-3	6
LT		38	6	54	-9	8
LU		73	5	27	5	0
HU		46	-2	48	2	6
MT		58	7	29	-4	13
NL		74	15	25	-12	1
AT		59	9	37	-8	4
PL		34	0	61	2	5
PT		52	6	45	-5	3
RO		34	4	61	-4	5
SI		25	-6	72	8	3
SK		29	4	68	-2	3
FI		63	7	37	1	0
SE		62	6	36	-6	2
UK		34	13	66	-6	0



































QA6.10 I would like to ask you a question about how much trust you have in certain institutions. For each of the following institutions, please tell me if you tend to trust it or tend not to trust it.

The (NATIONALITY) Parliament (%)

		Tend to trust		Tend not to trust		Don't know
		Sum.2020	Diff. Sum.2020 - Aut.2019	Sum.2020	Diff. Sum.2020 - Aut.2019	
EU27		36	2	58	-2	6
EU28-UK		36	0	58	0	6
EURO AREA		37	1	57	-1	6
NON-EURO AREA		35	6	59	-4	6
BE		33	-8	64	8	3
BG		13	-6	75	4	12
CZ		27	2	68	-3	5
DK		78	13	19	-11	3
DE		58	4	36	-5	6
EE		44	4	56	11	0
IE		49	8	50	1	1
EL		27	4	71	-4	2
ES		19	0	74	-2	7
FR		24	-3	68	2	8
HR		21	5	75	-6	4
IT		26	-1	68	0	6
CY		31	-2	61	-2	8
LV		22	3	71	-2	7
LT		16	3	74	-8	10
LU		66	10	34	11	0
HU		42	-3	52	3	6
MT		45	1	38	1	17
NL		72	9	26	-7	2
AT		58	4	37	-4	5
PL		28	-2	66	5	6
PT		44	5	53	-4	3
RO		27	-4	66	1	7
SI		22	-4	75	6	3
SK		28	5	66	-4	6
FI		63	1	37	5	0
SE		72	6	26	-5	2
UK		33	12	67	-2	0



































QA6.11 I would like to ask you a question about how much trust you have in certain institutions. For each of the following institutions, please tell me if you tend to trust it or tend not to trust it.

The European Union (%)



































		Tend to trust		Tend not to trust		Don't know
		Sum.2020	Diff. Sum.2020 - Aut.2019	Sum.2020	Diff. Sum.2020 - Aut.2019	
EU27		43	0	48	1	9
EU28-UK		43	-2	48	2	9
EURO AREA		40	-3	51	3	9
NON-EURO AREA		52	9	38	-7	10
BE		43	-6	54	6	3
BG		48	-12	32	7	20
CZ		35	-4	56	4	9
DK		63	0	31	5	6
DE		48	-1	44	1	8
EE		58	4	42	18	0
IE		73	15	26	-5	1
EL		32	-2	66	4	2
ES		42	3	48	-3	10
FR		30	-2	57	-1	13
HR		49	6	44	-6	7
IT		28	-10	61	9	11
CY		37	-4	54	1	9
CY (tcc)		43	-7	48	8	9
LV		54	1	32	2	14
LT		59	-7	21	0	20
LU		49	-5	51	16	0
HU		53	1	40	1	7
MT		45	-8	36	10	19
NL		49	-7	45	8	6
AT		44	-2	50	2	6
PL		56	7	32	-5	12
PT		56	-3	34	1	10
RO		54	-3	38	1	8
SI		47	1	48	0	5
SK		45	0	46	2	9
FI		49	-7	51	19	0
SE		50	-3	47	7	3
UK		41	12	59	3	0
AL		62	-11	31	6	7
MK		58	7	36	-5	6
ME		40	-5	50	5	10
RS		26	-8	60	8	14
TR		19	-13	74	14	7

QA6.12 I would like to ask you a question about how much trust you have in certain institutions. For each of the following institutions, please tell me if you tend to trust it or tend not to trust it.

The United Nations (%)

		Tend to trust		Tend not to trust		Don't know
		Sum.2020	Diff. Sum.2020 - Aut.2019	Sum.2020	Diff. Sum.2020 - Aut.2019	
EU27		43	-3	45	4	12
EU28-UK		43	-3	45	4	12
EURO AREA		40	-4	48	4	12
NON-EURO AREA		51	2	35	-1	14
BE		48	-4	47	3	5
BG		34	-14	33	11	33
CZ		37	-8	47	6	16
DK		76	1	15	2	9
DE		43	-5	46	6	11
EE		62	15	38	18	0
IE		73	12	26	1	1
EL		26	-1	69	1	5
ES		44	-1	46	1	10
FR		36	-2	47	1	17
HR		43	3	47	-4	10
IT		30	-7	57	6	13
CY		28	-5	61	2	11
CY (tcc)		38	-8	51	8	11
LV		45	-3	29	1	26
LT		49	-9	21	1	30
LU		49	4	50	17	1
HU		50	-1	39	0	11
MT		49	-8	29	10	22
NL		61	0	33	3	6
AT		40	-5	50	4	10
PL		54	5	31	-1	15
PT		56	1	33	-3	11
RO		46	-2	41	-2	13
SI		36	-3	53	2	11
SK		42	2	44	0	14
FI		61	-3	39	17	0
SE		71	4	26	-1	3
UK		64	20	36	-4	0
AL		62	-12	32	9	6
MK		54	2	36	0	10
ME		34	-11	53	7	13
RS		28	-5	54	3	18
TR		14	-14	77	13	9

QA6cd Please tell me to what extent do you trust or not the people in (OUR COUNTRY)?
(%)



































		Totally trust	Tend to trust	Tend not to trust	Do not trust at all	Don't know	Total 'Trust'	Total 'Not trust'
EU27		7	64	24	4	1	71	28
EURO AREA		7	64	24	4	1	71	28
NON-EURO AREA		8	65	22	5	0	73	27
BE		4	74	20	2	0	78	22
BG		9	54	29	7	1	63	36
CZ		5	67	24	4	0	72	28
DK		35	60	4	1	0	95	5
DE		9	69	19	2	1	78	21
EE		6	75	18	1	0	81	19
IE		8	81	9	2	0	89	11
EL		7	59	29	5	0	66	34
ES		12	67	19	2	0	79	21
FR		3	58	31	7	1	61	38
HR		7	61	25	7	0	68	32
IT		3	55	35	7	0	58	42
CY		7	63	24	6	0	70	30
CY (tcc)*		14	42	17	22	5	56	39
LV		4	70	22	3	1	74	25
LT		9	70	20	1	0	79	21
LU		2	70	26	2	0	72	28
HU		6	66	24	4	0	72	28
MT		1	44	40	6	9	45	46
NL		10	79	10	1	0	89	11
AT		14	58	19	6	3	72	25
PL		5	67	23	5	0	72	28
PT		2	79	17	2	0	81	19
RO		6	58	28	8	0	64	36
SI		7	61	28	4	0	68	32
SK		3	60	31	6	0	63	37
FI		6	83	10	1	0	89	11
SE		11	78	10	1	0	89	11
UK		2	64	30	4	0	66	34
AL		3	68	21	8	0	71	29
MK		7	50	30	13	0	57	43
ME		7	56	29	8	0	63	37
RS		5	57	32	6	0	62	38
TR		7	50	27	16	0	57	43

*CY(tcc): In our community

QA7 What does the EU mean to you personally?



































(%)

(MULTIPLE ANSWERS POSSIBLE)

		Peace		Economic prosperity		Democracy		Social protection	
		Sum.2020	Diff. Sum.2020 - Aut.2019	Sum.2020	Diff. Sum.2020 - Aut.2019	Sum.2020	Diff. Sum.2020 - Aut.2019	Sum.2020	Diff. Sum.2020 - Aut.2019
EU27		33	1	19	2	23	-2	12	-1
EU28-UK		33	0	19	2	23	-4	12	0
EURO AREA		34	-1	19	2	23	-4	13	1
NON-EURO AREA		30	3	19	1	25	3	12	-2
BE		38	6	18	0	25	-1	17	2
BG		23	0	16	1	20	-3	12	-1
CZ		25	-10	14	-5	18	-7	7	-3
DK		52	1	33	4	37	-1	19	0
DE		55	0	26	4	36	-6	15	3
EE		25	-4	15	2	20	-3	10	-4
IE		47	21	47	21	33	12	31	12
EL		40	5	12	0	21	1	18	2
ES		11	-7	20	1	14	-7	11	-2
FR		36	-1	12	3	17	-1	12	3
HR		22	1	27	1	17	-2	12	-4
IT		20	0	11	3	20	-2	7	-3
CY		33	4	18	2	33	4	24	0
CY (tcc)		14	-18	26	-2	11	-11	14	-6
LV		29	1	19	1	13	-1	16	-2
LT		31	1	19	-2	17	-4	16	3
LU		55	-1	27	11	34	-5	13	-9
HU		23	1	15	-3	21	-1	9	-3
MT		20	-2	26	2	15	-14	21	4
NL		51	6	35	-2	26	-4	11	-1
AT		40	4	25	2	29	-1	25	2
PL		25	2	17	1	23	0	11	0
PT		18	-7	21	6	17	-4	18	0
RO		31	8	25	5	27	-1	18	3
SI		42	6	20	1	18	-1	14	-1
SK		34	0	21	6	16	-3	13	6
FI		29	-5	19	-2	17	-7	3	-5
SE		53	0	21	2	39	-2	10	-5
UK		36	11	30	12	24	8	24	7
AL		8	-4	48	-8	30	-2	34	-11
MK		19	2	35	-3	16	-1	19	-2
ME		13	-1	26	8	15	1	19	3
RS		19	3	33	-4	12	-2	21	-1
TR		9	1	28	-1	12	-4	17	0

QA7 What does the EU mean to you personally?
(%)



































(MULTIPLE ANSWERS POSSIBLE)

		Freedom to travel, study and work anywhere in the EU		Cultural diversity		Stronger say in the world		Euro	
		Sum.2020	Diff. Sum.2020 - Aut.2019	Sum.2020	Diff. Sum.2020 - Aut.2019	Sum.2020	Diff. Sum.2020 - Aut.2019	Sum.2020	Diff. Sum.2020 - Aut.2019
EU27		51	0	26	-2	24	-1	35	3
EU28-UK		51	-1	26	-2	24	-2	35	-1
EURO AREA		51	0	27	-2	25	-1	40	-1
NON-EURO AREA		51	2	21	-3	23	-1	18	3
BE		47	-4	24	-1	24	-1	48	2
BG		61	0	23	2	18	-4	17	4
CZ		45	-4	15	-3	18	-6	19	1
DK		64	5	32	-1	37	-4	15	-2
DE		61	-2	36	-3	30	-1	45	-4
EE		73	0	27	-4	18	0	43	-4
IE		76	29	44	21	43	9	47	15
EL		60	6	33	2	35	1	46	2
ES		43	-1	24	1	16	-3	33	4
FR		48	2	29	-1	25	2	36	-5
HR		55	7	21	1	23	3	23	2
IT		37	0	15	-5	15	-5	32	-1
CY		60	-5	38	-4	17	-8	43	-1
CY (tcc)		11	-19	13	-6	4	-11	6	-11
LV		65	-2	24	-1	9	-3	26	-4
LT		72	-2	31	-1	23	3	16	-5
LU		62	-4	39	3	31	2	49	-9
HU		48	4	20	-3	15	-4	16	0
MT		47	-12	23	-15	28	-15	25	-15
NL		68	-1	27	-3	39	-2	53	-1
AT		48	-2	25	-5	29	-4	50	-1
PL		48	-1	20	0	23	1	15	0
PT		63	4	28	3	42	3	49	7
RO		46	-1	19	-2	16	0	25	5
SI		49	-1	21	-3	17	-1	46	-1
SK		62	2	22	-2	27	-2	51	0
FI		60	-14	24	-15	22	-4	46	-11
SE		67	-8	31	-6	46	-6	15	-11
UK		60	14	41	14	34	11	16	7
AL		43	-5	23	4	35	-7	8	-4
MK		46	-8	10	-2	14	-6	9	-1
ME		36	4	11	1	12	-5	15	6
RS		45	2	16	-2	21	-2	18	1
TR		24	4	11	-4	13	1	9	2

QA7 What does the EU mean to you personally?



































(%)

(MULTIPLE ANSWERS POSSIBLE)

		Unemployment		Bureaucracy		Waste of money		Loss of our cultural identity	
		Sum.2020	Diff. Sum.2020 - Aut.2019	Sum.2020	Diff. Sum.2020 - Aut.2019	Sum.2020	Diff. Sum.2020 - Aut.2019	Sum.2020	Diff. Sum.2020 - Aut.2019
EU27		9	0	20	-2	20	-1	11	-1
EU28-UK		9	0	20	-2	20	-1	11	-1
EURO AREA		10	-1	21	-2	22	0	11	-1
NON-EURO AREA		6	0	19	-1	14	-3	12	0
BE		9	0	17	-4	26	-2	11	-2
BG		7	3	14	4	14	0	14	2
CZ		7	2	37	3	33	2	15	-1
DK		8	2	33	3	14	3	9	-3
DE		7	0	28	-7	28	1	10	2
EE		3	-3	31	5	20	4	21	8
IE		2	-7	20	5	6	-3	9	-4
EL		27	4	14	4	17	3	25	0
ES		4	-3	17	-1	10	-3	4	-1
FR		11	-4	17	-1	25	-7	12	-2
HR		6	1	9	-3	11	-3	17	2
IT		15	2	16	2	19	2	10	-2
CY		27	-2	18	-4	21	-4	18	-4
CY (tcc)		3	-9	1	-11	5	-6	7	2
LV		6	-1	15	-3	17	4	12	1
LT		3	-1	15	3	16	0	12	2
LU		10	0	20	1	18	-3	12	2
HU		6	-1	12	-1	9	1	5	-3
MT		11	1	24	8	17	5	19	2
NL		4	0	33	-4	18	-1	14	-5
AT		29	7	32	-4	36	0	28	-2
PL		4	0	12	-1	8	-4	11	1
PT		9	1	7	-9	6	0	12	-1
RO		11	4	13	0	13	3	16	3
SI		10	2	19	-2	17	-4	9	-1
SK		11	1	30	5	40	10	17	-1
FI		3	-1	37	-3	29	7	11	2
SE		4	-1	44	-6	31	-3	9	0
UK		7	1	31	11	28	7	23	9
AL		2	-1	2	-1	2	-2	6	0
MK		7	0	4	0	6	0	11	-1
ME		11	1	5	-1	14	4	17	10
RS		7	2	10	2	10	0	28	5
TR		12	-12	5	-1	9	0	21	7



































QA7 What does the EU mean to you personally?
(%)

(MULTIPLE ANSWERS POSSIBLE)

		More crime		Not enough control at external borders		Quality of life of future generations		Other (SPONTANEOUS)		Don't know
		Sum.2020	Diff. Sum.2020 - Aut.2019	Sum.2020	Diff. Sum.2020 - Aut.2019	Sum.2020	Diff. Sum.2020 - Aut.2019	Sum.2020	Diff. Sum.2020 - Aut.2019	
EU27		12	-1	19	0	21	0	0	-2	1
EU28-UK		12	-1	19	-1	21	0	0	-2	1
EURO AREA		12	-2	21	0	19	-1	0	-2	1
NON-EURO AREA		11	1	14	-1	25	1	0	-2	1
BE		13	-3	22	-5	20	3	0	-1	0
BG		9	1	15	3	30	1	0	-1	0
CZ		19	-3	27	-5	16	-5	0	-1	0
DK		12	-2	20	-3	28	-2	0	-6	1
DE		17	-4	23	-3	26	0	0	-3	1
EE		10	0	25	6	23	0	0	-3	0
IE		2	-6	11	1	37	12	0	-1	0
EL		20	2	39	3	19	2	0	-5	0
ES		2	-1	10	0	15	-1	1	-1	3
FR		7	-2	20	-3	14	1	0	-1	1
HR		8	-2	14	-3	35	3	0	-1	0
IT		8	-3	16	0	16	-2	0	-2	1
CY		24	-10	30	-5	18	-5	0	-1	0
CY (tcc)		1	0	1	0	4	-4	5	3	18
LV		5	1	12	3	23	-1	0	-3	3
LT		7	1	10	0	34	4	0	-3	2
LU		10	-4	13	-1	30	13	0	-2	0
HU		8	-3	15	1	24	-1	0	-2	1
MT		10	-1	33	3	26	-5	1	-1	4
NL		11	-2	17	-3	27	-1	0	0	0
AT		32	-2	41	1	25	3	0	-6	1
PL		6	-2	7	-2	25	2	0	-1	1
PT		18	0	28	11	16	-5	0	-2	2
RO		14	1	15	-2	27	3	0	-1	2
SI		15	-5	17	-8	22	2	0	-2	1
SK		29	-1	34	2	17	1	0	-1	0
FI		13	-4	22	-1	16	-9	0	-1	0
SE		16	-6	23	-1	27	1	0	-3	0
UK		9	2	26	13	31	7	0	-4	0
AL		1	-1	10	4	39	0	0	0	0
MK		7	1	5	-4	35	-1	0	-1	0
ME		17	10	15	5	19	-1	0	-1	0
RS		12	1	10	1	27	-5	0	-1	1
TR		8	-2	5	-1	15	3	0	-1	2



































QA8.1 Please tell me for each of the following words if it describes very well, fairly well, fairly badly or very badly the idea you might have of the EU.

Modern (%)

		Describes very well		Describes fairly well		Describes fairly badly		Describes very badly		Don't know	Total 'Describes well'		Total 'Describes badly'	
		Sum.2020	Diff. Sum.2020 - Aut.2019	Sum.2020	Diff. Sum.2020 - Aut.2019	Sum.2020	Diff. Sum.2020 - Aut.2019	Sum.2020	Diff. Sum.2020 - Aut.2019		Sum.2020	Diff. Sum.2020 - Aut.2019	Sum.2020	Diff. Sum.2020 - Aut.2019
EU27		11	-1	52	3	24	0	6	0	7	63	2	30	0
EU28-UK		11	-1	52	1	24	-1	6	1	7	63	0	30	0
EURO AREA		9	0	51	1	27	-1	6	0	7	60	1	33	-1
NON-EURO AREA		21	5	53	5	17	-2	4	-2	5	74	10	21	-4
BE		7	1	58	0	28	1	4	-2	3	65	1	32	-1
BG		29	3	48	-4	10	2	3	0	10	77	-1	13	2
CZ		16	-5	48	0	23	4	5	-2	8	64	-5	28	2
DK		8	1	45	3	30	-1	8	-1	9	53	4	38	-2
DE		9	0	51	2	25	-4	4	0	11	60	2	29	-4
EE		8	-2	63	5	26	12	3	-1	0	71	3	29	11
IE		17	-2	70	5	11	1	2	0	0	87	3	13	1
EL		10	-3	47	1	30	0	10	1	3	57	-2	40	1
ES		7	-1	54	4	25	-4	6	3	8	61	3	31	-1
FR		4	-1	47	2	33	-2	7	0	9	51	1	40	-2
HR		21	1	59	-1	14	0	2	-1	4	80	0	16	-1
IT		11	-2	50	-2	23	2	10	1	6	61	-4	33	3
CY		11	-7	48	3	23	-1	5	-2	13	59	-4	28	-3
CY (tcc)		33	-9	30	-6	15	4	11	6	11	63	-15	26	10
LV		14	3	62	-2	13	-1	2	1	9	76	1	15	0
LT		13	0	63	-3	11	1	1	-1	12	76	-3	12	0
LU		4	-6	46	-10	43	19	6	3	1	50	-16	49	22
HU		21	1	54	-1	18	-1	2	0	5	75	0	20	-1
MT		11	-1	63	-4	10	0	1	1	15	74	-5	11	1
NL		3	-2	48	3	37	1	7	0	5	51	1	44	1
AT		24	9	47	-10	21	2	5	0	3	71	-1	26	2
PL		24	5	59	1	10	-4	3	-1	4	83	6	13	-5
PT		11	-4	66	-2	13	4	1	1	9	77	-6	14	5
RO		27	-5	53	5	12	0	2	0	6	80	0	14	0
SI		12	2	51	-3	25	0	5	1	7	63	-1	30	1
SK		11	-3	60	5	20	-1	5	2	4	71	2	25	1
FI		5	-3	53	-6	38	14	4	2	0	58	-9	42	16
SE		7	2	47	0	38	1	7	1	1	54	2	45	2
UK		8	-2	54	15	31	10	7	-3	0	62	13	38	7
AL		17	-25	65	10	16	13	1	1	1	82	-15	17	14
MK		40	2	44	2	9	0	5	-1	2	84	4	14	-1
ME		24	-16	44	9	12	-4	17	13	3	68	-7	29	9
RS		27	-1	49	1	15	1	4	-1	5	76	0	19	0
TR		24	-10	34	-2	22	10	15	1	5	58	-12	37	11



































QA8.2 Please tell me for each of the following words if it describes very well, fairly well, fairly badly or very badly the idea you might have of the EU.

Democratic (%)

		Describes very well		Describes fairly well		Describes fairly badly		Describes very badly		Don't know	Total 'Describes well'		Total 'Describes badly'	
		Sum.2020	Diff. Sum.2020 - Aut.2019	Sum.2020	Diff. Sum.2020 - Aut.2019	Sum.2020	Diff. Sum.2020 - Aut.2019	Sum.2020	Diff. Sum.2020 - Aut.2019		Sum.2020	Diff. Sum.2020 - Aut.2019	Sum.2020	Diff. Sum.2020 - Aut.2019
EU27		16	2	50	0	22	1	7	0	5	66	2	29	1
EU28-UK		16	1	50	-2	22	1	7	1	5	66	-1	29	2
EURO AREA		13	1	51	-1	23	0	8	1	5	64	0	31	1
NON-EURO AREA		25	7	51	4	15	-3	4	-3	5	76	11	19	-6
BE		11	1	57	-2	26	4	5	-2	1	68	-1	31	2
BG		26	-4	46	0	14	4	4	0	10	72	-4	18	4
CZ		15	-6	48	-2	25	6	7	0	5	63	-8	32	6
DK		18	-1	53	-3	19	3	5	1	5	71	-4	24	4
DE		17	1	54	-2	19	1	5	0	5	71	-1	24	1
EE		12	1	55	-1	26	14	7	3	0	67	0	33	17
IE		23	1	58	1	14	2	5	3	0	81	2	19	5
EL		7	-2	44	0	35	1	13	2	1	51	-2	48	3
ES		9	-1	55	-4	21	1	5	3	10	64	-5	26	4
FR		8	2	50	3	26	-4	9	0	7	58	5	35	-4
HR		21	2	55	-4	18	1	4	1	2	76	-2	22	2
IT		15	0	40	-3	25	1	16	4	4	55	-3	41	5
CY		11	-2	56	-1	21	-1	7	1	5	67	-3	28	0
CY (tcc)		23	-5	27	-12	22	3	14	8	14	50	-17	36	11
LV		13	6	55	-5	18	0	4	1	10	68	1	22	1
LT		16	-1	62	-2	11	1	0	-1	11	78	-3	11	0
LU		16	1	53	-6	26	11	5	-1	0	69	-5	31	10
HU		21	0	51	2	18	-3	4	-1	6	72	2	22	-4
MT		9	-1	49	-7	22	3	3	1	17	58	-8	25	4
NL		10	-3	60	2	22	-1	7	3	1	70	-1	29	2
AT		25	4	42	-2	24	2	7	-4	2	67	2	31	-2
PL		30	6	51	-2	12	-2	3	-1	4	81	4	15	-3
PT		12	2	62	-3	15	0	2	1	9	74	-1	17	1
RO		31	1	48	1	12	-3	2	0	7	79	2	14	-3
SI		10	2	52	-3	26	0	6	0	6	62	-1	32	0
SK		10	-1	55	0	24	0	8	4	3	65	-1	32	4
FI		7	-2	51	-6	34	11	8	6	0	58	-8	42	17
SE		14	1	55	-3	24	2	6	0	1	69	-2	30	2
UK		9	0	49	11	31	10	11	-2	0	58	11	42	8
AL		13	-17	67	8	16	5	3	3	1	80	-9	19	8
MK		39	4	38	0	13	-1	7	0	3	77	4	20	-1
ME		25	1	38	-14	18	3	15	10	4	63	-13	33	13
RS		17	-5	43	0	27	8	6	-1	7	60	-5	33	7
TR		19	-11	30	-4	26	13	18	0	7	49	-15	44	13



































QA8.3 Please tell me for each of the following words if it describes very well, fairly well, fairly badly or very badly the idea you might have of the EU.

Protective (%)

		Describes very well		Describes fairly well		Describes fairly badly		Describes very badly		Don't know	Total 'Describes well'		Total 'Describes badly'	
		Sum.2020	Diff. Sum.2020 - Aut.2019	Sum.2020	Diff. Sum.2020 - Aut.2019	Sum.2020	Diff. Sum.2020 - Aut.2019	Sum.2020	Diff. Sum.2020 - Aut.2019		Sum.2020	Diff. Sum.2020 - Aut.2019	Sum.2020	Diff. Sum.2020 - Aut.2019
EU27		10	-1	45	0	29	3	9	0	7	55	-1	38	3
EU28-UK		10	-1	45	0	29	1	9	0	7	55	-1	38	1
EURO AREA		9	0	44	1	30	0	10	0	7	53	1	40	0
NON-EURO AREA		17	3	48	1	23	3	5	-2	7	65	4	28	1
BE		9	1	56	0	28	2	5	-3	2	65	1	33	-1
BG		16	-2	39	-1	22	1	10	2	13	55	-3	32	3
CZ		14	-2	41	-2	28	2	10	0	7	55	-4	38	2
DK		23	1	51	0	13	-3	5	1	8	74	1	18	-2
DE		12	0	48	2	25	-2	7	-1	8	60	2	32	-3
EE		8	-1	53	3	33	13	6	1	0	61	2	39	14
IE		22	2	59	5	16	1	3	-1	0	81	7	19	0
EL		5	0	33	0	43	0	18	0	1	38	0	61	0
ES		5	-4	47	1	29	1	6	1	13	52	-3	35	2
FR		6	1	44	4	35	0	8	-4	7	50	5	43	-4
HR		16	2	52	1	24	-2	5	-1	3	68	3	29	-3
IT		8	-2	31	-3	34	2	21	4	6	39	-5	55	6
CY		7	-1	39	-5	36	3	10	-1	8	46	-6	46	2
CY (tcc)		19	-9	25	-9	22	4	16	5	18	44	-18	38	9
LV		14	6	49	-6	21	-1	5	2	11	63	0	26	1
LT		15	1	59	-4	14	2	1	-1	11	74	-3	15	1
LU		8	-4	58	4	29	8	4	-2	1	66	0	33	6
HU		14	0	48	-1	28	1	4	-1	6	62	-1	32	0
MT		5	-3	43	-8	32	8	3	0	17	48	-11	35	8
NL		12	2	59	-1	21	-1	5	1	3	71	1	26	0
AT		20	1	36	-1	29	1	13	-1	2	56	0	42	0
PL		16	2	52	-2	21	2	5	-1	6	68	0	26	1
PT		11	3	43	-9	31	4	5	1	10	54	-6	36	5
RO		21	0	43	-2	23	1	4	0	9	64	-2	27	1
SI		8	0	44	0	34	0	8	1	6	52	0	42	1
SK		9	0	53	7	26	-4	8	3	4	62	7	34	-1
FI		4	-3	49	5	39	4	8	4	0	53	2	47	8
SE		9	1	54	0	30	3	5	-1	2	63	1	35	2
UK		16	3	51	9	28	12	5	-4	0	67	12	33	8
AL		13	-19	61	16	19	-3	6	5	1	74	-3	25	2
MK		38	5	33	-2	18	2	8	-2	3	71	3	26	0
ME		18	-6	40	-3	18	-6	20	15	4	58	-9	38	9
RS		15	-2	34	-1	30	3	14	2	7	49	-3	44	5
TR		18	-13	29	0	25	7	21	5	7	47	-13	46	12



































QA8.4 Please tell me for each of the following words if it describes very well, fairly well, fairly badly or very badly the idea you might have of the EU.

Efficient (%)

		Describes very well		Describes fairly well		Describes fairly badly		Describes very badly		Don't know	Total 'Describes well'		Total 'Describes badly'	
		Sum.2020	Diff. Sum.2020 - Aut.2019	Sum.2020	Diff. Sum.2020 - Aut.2019	Sum.2020	Diff. Sum.2020 - Aut.2019	Sum.2020	Diff. Sum.2020 - Aut.2019		Sum.2020	Diff. Sum.2020 - Aut.2019	Sum.2020	Diff. Sum.2020 - Aut.2019
EU27		7	0	35	1	39	2	12	0	7	42	1	51	2
EU28-UK		7	0	35	1	39	1	12	0	7	42	1	51	1
EURO AREA		4	-1	33	1	42	1	13	0	8	37	0	55	1
NON-EURO AREA		14	4	43	5	28	-1	8	-3	7	57	9	36	-4
BE		5	1	38	-3	45	4	10	-1	2	43	-2	55	3
BG		18	-3	40	-4	20	4	7	2	15	58	-7	27	6
CZ		10	-3	34	-5	38	4	11	2	7	44	-8	49	6
DK		4	0	29	0	42	3	17	-3	8	33	0	59	0
DE		4	1	31	2	44	1	12	-4	9	35	3	56	-3
EE		3	-3	41	1	46	19	10	3	0	44	-2	56	22
IE		7	-9	49	-4	36	18	7	1	1	56	-13	43	19
EL		4	-1	32	0	45	0	17	1	2	36	-1	62	1
ES		5	-1	43	5	32	-3	7	1	13	48	4	39	-2
FR		2	1	27	4	50	-1	12	-2	9	29	5	62	-3
HR		18	4	48	-2	26	-1	5	-1	3	66	2	31	-2
IT		6	-3	33	0	39	3	16	2	6	39	-3	55	5
CY		6	-3	34	-2	40	0	12	1	8	40	-5	52	1
CY (tcc)		21	-12	32	-4	17	3	11	3	19	53	-16	28	6
LV		8	5	41	-2	34	1	6	0	11	49	3	40	1
LT		13	3	55	-8	19	4	1	-1	12	68	-5	20	3
LU		2	-3	28	-6	57	16	13	2	0	30	-9	70	18
HU		14	0	46	-1	28	-1	5	0	7	60	-1	33	-1
MT		5	1	33	-16	40	10	4	1	18	38	-15	44	11
NL		2	0	18	-2	46	-3	31	7	3	20	-2	77	4
AT		15	4	37	4	33	-4	13	-2	2	52	8	46	-6
PL		15	3	51	0	22	-1	6	1	6	66	3	28	0
PT		8	0	46	-9	32	5	3	2	11	54	-9	35	7
RO		22	2	45	-1	22	-1	3	0	8	67	1	25	-1
SI		7	2	37	-4	41	1	10	2	5	44	-2	51	3
SK		7	0	39	1	35	0	13	4	6	46	1	48	4
FI		2	-1	20	-8	55	7	23	11	0	22	-9	78	18
SE		3	2	21	2	53	0	21	-1	2	24	4	74	-1
UK		5	-1	33	5	43	14	19	2	0	38	4	62	16
AL		13	-15	60	11	20	-1	6	4	1	73	-4	26	3
MK		38	3	35	-1	16	0	7	0	4	73	2	23	0
ME		20	-4	37	-7	21	-2	19	14	3	57	-11	40	12
RS		17	-4	39	1	28	2	9	0	7	56	-3	37	2
TR		17	-13	32	-4	27	12	17	4	7	49	-17	44	16






























QA8.5 Please tell me for each of the following words if it describes very well, fairly well, fairly badly or very badly the idea you might have of the EU.

Forward-looking (%)






		Describes very well		Describes fairly well		Describes fairly badly		Describes very badly		Don't know	Total 'Describes well'		Total 'Describes badly'	
		Sum.2020	Diff. Sum.2020 - Aut.2019	Sum.2020	Diff. Sum.2020 - Aut.2019	Sum.2020	Diff. Sum.2020 - Aut.2019	Sum.2020	Diff. Sum.2020 - Aut.2019		Sum.2020	Diff. Sum.2020 - Aut.2019	Sum.2020	Diff. Sum.2020 - Aut.2019
EU27		11	1	48	3	27	0	7	-1	7	59	4	34	-1
EU28-UK		11	0	48	2	27	0	7	0	7	59	2	34	0
EURO AREA		9	0	47	2	29	0	8	0	7	56	2	37	0
NON-EURO AREA		19	5	49	5	20	-1	5	-3	7	68	10	25	-4
BE		7	-1	44	-3	40	7	7	-2	2	51	-4	47	5
BG		22	0	41	-6	17	4	4	1	16	63	-6	21	5
CZ		12	-5	37	-2	32	3	9	1	10	49	-7	41	4
DK		10	-2	46	4	26	1	7	0	11	56	2	33	1
DE		10	0	52	5	26	-3	6	-1	6	62	5	32	-4
EE		7	-2	51	1	35	16	7	2	0	58	-1	42	18
IE		18	1	60	-2	19	7	3	0	0	78	-1	22	7
EL		4	-1	26	-4	47	1	20	4	3	30	-5	67	5
ES		8	0	52	4	24	-2	6	2	10	60	4	30	0
FR		5	2	47	6	31	-3	8	-3	9	52	8	39	-6
HR		27	8	50	-8	15	-1	4	0	4	77	0	19	-1
IT		11	0	41	-1	28	0	12	2	8	52	-1	40	2
CY		6	-3	37	0	37	0	10	0	10	43	-3	47	0
CY (tcc)		30	-5	32	1	16	2	11	3	11	62	-4	27	5
LV		15	6	46	-9	23	4	5	1	11	61	-3	28	5
LT		13	0	59	-2	13	1	2	0	13	72	-2	15	1
LU		7	-1	38	-17	47	26	7	2	1	45	-18	54	28
HU		18	2	52	2	20	-5	4	-1	6	70	4	24	-6
MT		6	-2	53	-6	22	6	1	0	18	59	-8	23	6
NL		5	0	47	1	37	1	7	0	4	52	1	44	1
AT		20	3	43	-2	25	0	10	2	2	63	1	35	2
PL		21	5	55	-1	14	-1	4	-1	6	76	4	18	-2
PT		16	1	54	-9	18	6	1	0	11	70	-8	19	6
RO		28	3	47	1	16	-3	2	-1	7	75	4	18	-4
SI		13	1	43	-5	30	2	8	3	6	56	-4	38	5
SK		8	0	51	5	28	-1	8	1	5	59	5	36	0
FI		4	-2	39	-7	48	13	9	5	0	43	-9	57	18
SE		6	1	43	5	38	-2	9	2	4	49	6	47	0
UK		9	-1	51	16	32	10	8	-3	0	60	15	40	7
AL		13	-18	61	14	20	-1	5	4	1	74	-4	25	3
MK		43	4	37	-2	11	1	6	0	3	80	2	17	1
ME		23	-5	36	-6	18	-3	19	14	4	59	-11	37	11
RS		21	-5	45	5	20	0	7	0	7	66	0	27	0
TR		20	-11	32	0	24	8	17	2	7	52	-11	41	10

QA8.6 Please tell me for each of the following words if it describes very well, fairly well, fairly badly or very badly the idea you might have of the EU.

Remote (%)






		Describes very well		Describes fairly well		Describes fairly badly		Describes very badly		Don't know	Total 'Describes well'		Total 'Describes badly'	
		Sum.2020	Diff. Sum.2020 - Aut.2019	Sum.2020	Diff. Sum.2020 - Aut.2019	Sum.2020	Diff. Sum.2020 - Aut.2019	Sum.2020	Diff. Sum.2020 - Aut.2019		Sum.2020	Diff. Sum.2020 - Aut.2019	Sum.2020	Diff. Sum.2020 - Aut.2019
EU27		16	0	36	1	30	2	9	0	9	52	1	39	2
EU28-UK		16	0	36	-1	30	2	9	0	9	52	-1	39	2
EURO AREA		17	-1	37	0	29	2	8	0	9	54	-1	37	2
NON-EURO AREA		12	0	33	3	34	4	12	1	9	45	3	46	5
BE		17	0	38	-2	32	1	9	0	4	55	-2	41	1
BG		17	-1	29	2	27	1	10	-3	17	46	1	37	-2
CZ		6	-3	27	-2	41	5	12	-2	14	33	-5	53	3
DK		25	4	35	0	24	0	9	0	7	60	4	33	0
DE		14	-3	33	1	29	1	12	2	12	47	-2	41	3
EE		14	3	42	10	38	10	6	-3	0	56	13	44	7
IE		8	0	39	1	43	14	9	-4	1	47	1	52	10
EL		20	-4	41	2	31	3	6	-1	2	61	-2	37	2
ES		20	5	36	-5	31	5	4	-3	9	56	0	35	2
FR		15	-5	38	1	30	5	6	0	11	53	-4	36	5
HR		11	-1	33	-6	36	4	13	1	7	44	-7	49	5
IT		24	2	39	1	24	-2	8	1	5	63	3	32	-1
CY		15	-6	38	1	25	0	10	1	12	53	-5	35	1
LV		13	4	34	-5	31	3	6	0	16	47	-1	37	3
LT		8	-1	34	6	34	-3	8	-3	16	42	5	42	-6
LU		9	-2	39	9	37	8	13	5	2	48	7	50	13
HU		11	1	36	0	36	-3	9	-1	8	47	1	45	-4
MT		5	-4	43	8	21	5	4	-7	27	48	4	25	-2
NL		20	2	42	-2	30	3	4	-1	4	62	0	34	2
AT		25	7	33	-7	32	3	7	-2	3	58	0	39	1
PL		9	0	33	-1	34	1	18	4	6	42	-1	52	5
PT		5	-2	46	7	33	-2	5	-3	11	51	5	38	-5
RO		15	3	32	-3	31	-1	7	-3	15	47	0	38	-4
SI		14	3	32	-1	33	-4	12	3	9	46	2	45	-1
SK		13	-1	36	2	36	5	6	-1	9	49	1	42	4
FI		25	0	50	7	21	2	4	-1	0	75	7	25	1
SE		15	-2	40	5	36	5	6	-6	3	55	3	42	-1
UK		11	-2	41	16	39	14	9	0	0	52	14	48	14

QA9 Generally speaking, do you think that (OUR COUNTRY)'s membership of the EU would be...?
(%)

	A good thing		A bad thing		Neither good nor bad		Refusal (SPONTANEOUS)		Don't know
	Sum.2020	Diff. Sum.2020 - Aut.2019	Sum.2020	Diff. Sum.2020 - Aut.2019	Sum.2020	Diff. Sum.2020 - Aut.2019	Sum.2020	Diff. Sum.2020 - Aut.2019	
CY (tcc)*	45	-3	17	-2	23	3	3	-1	12
AL 	86	-2	4	3	10	0	0	0	0
MK 	69	8	12	-1	19	-6	0	0	0
ME 	54	-15	28	10	18	5	0	0	0
RS 	40	-4	26	2	34	6	0	-1	0
TR 	39	12	27	2	34	-10	0	-2	0

*CY (tcc): Generally speaking, do you think that for the Turkish Cypriot Community the full application of EU legislation would be...?



































QA10 Taking everything into account, would you say that (OUR COUNTRY) would benefit or not from being a member of the EU?
(%)

	Would benefit		Would not benefit		Refusal (SPONTANEOUS)		Don't know
	Sum.2020	Diff. Sum.2020 - Aut.2019	Sum.2020	Diff. Sum.2020 - Aut.2019	Sum.2020	Diff. Sum.2020 - Aut.2019	
CY (tcc)*	51	0	29	-3	5	-1	15
AL 	94	-1	5	2	0	0	1
MK 	81	7	18	-3	0	0	1
ME 	70	-8	29	9	0	0	1
RS 	61	2	38	10	0	-2	1
TR 	58	17	41	-7	0	-2	1

*CY (tcc): Taking everything into consideration, would you say that the Turkish Cypriot Community would benefit or not from the full application of the EU legislation?



































QA11.1 Have you heard of...?

The European Parliament (%)





























		Yes		No		Don't know
		Sum.2020	Diff. Sum.2020 - Aut.2019	Sum.2020	Diff. Sum.2020 - Aut.2019	Sum.2020
EU27		91	-2	8	1	1
EU28-UK		91	-2	8	2	1
EURO AREA		91	-3	8	2	1
NON-EURO AREA		90	-1	9	1	1
BE		96	-2	4	2	0
BG		90	-6	8	5	2
CZ		88	-4	10	3	2
DK		98	-1	2	1	0
DE		94	-2	5	2	1
EE		98	3	2	-2	0
IE		97	2	3	-2	0
EL		96	-1	3	0	1
ES		92	-2	8	2	0
FR		91	-1	9	1	0
HR		94	1	6	-1	0
IT		82	-8	16	7	2
CY		91	0	8	0	1
CY (tcc)		59	-2	21	-3	20
LV		91	-3	8	3	1
LT		94	-4	5	3	1
LU		99	1	1	-1	0
HU		93	-1	6	0	1
MT		94	-3	2	1	4
NL		99	1	1	-1	0
AT		88	0	10	-1	2
PL		87	-3	12	3	1
PT		96	-3	3	2	1
RO		87	-1	12	1	1
SI		96	-1	4	1	0
SK		96	1	4	1	0
FI		96	-1	4	2	0
SE		99	0	1	0	0
UK		90	1	10	0	0
AL		87	N.A	11	N.A	2
MK		78	N.A	19	N.A	3
ME		76	N.A	22	N.A	2
RS		69	N.A	27	N.A	4
TR		60	N.A	35	N.A	5

QA11.2 Have you heard of...?



































The European Commission (%)

		Yes		No		Don't know
		Sum.2020	Diff. Sum.2020 - Aut.2019	Sum.2020	Diff. Sum.2020 - Aut.2019	Sum.2020
EU27		85	0	14	0	1
EU28-UK		85	-1	14	1	1
EURO AREA		85	-1	14	1	1
NON-EURO AREA		84	2	14	-2	2
BE		93	-1	7	1	0
BG		81	-3	15	2	4
CZ		77	-1	21	0	2
DK		94	1	5	-1	1
DE		88	1	11	-1	1
EE		94	5	6	-4	0
IE		95	7	5	-6	0
EL		92	-3	7	2	1
ES		85	-3	14	3	1
FR		87	0	13	0	0
HR		85	-2	14	2	1
IT		73	-3	24	1	3
CY		87	3	12	-3	1
CY (tcc)		55	-4	24	-2	21
LV		84	-2	14	2	2
LT		89	-3	9	1	2
LU		98	2	2	-1	0
HU		88	2	11	-2	1
MT		89	-4	4	0	7
NL		89	-3	10	2	1
AT		81	-3	16	1	3
PL		83	-2	15	2	2
PT		94	-1	4	0	2
RO		82	-1	16	0	2
SI		92	-1	7	0	1
SK		90	2	9	0	1
FI		95	1	5	0	0
SE		92	-3	8	4	0
UK		80	2	20	0	0
AL		85	N.A	13	N.A	2
MK		74	N.A	23	N.A	3
ME		70	N.A	28	N.A	2
RS		63	N.A	32	N.A	5
TR		58	N.A	37	N.A	5



































QA11.3 Have you heard of...?
The European Central Bank (%)

		Yes		No		Don't know
		Sum.2020	Diff. Sum.2020 - Aut.2019	Sum.2020	Diff. Sum.2020 - Aut.2019	Sum.2020
EU27		85	3	14	-3	1
EU28-UK		85	1	14	-1	1
EURO AREA		87	0	12	0	1
NON-EURO AREA		79	7	19	-7	2
BE		87	2	12	-3	1
BG		86	1	12	-1	2
CZ		75	-4	22	2	3
DK		90	4	10	-3	0
DE		92	0	7	0	1
EE		93	4	7	-2	0
IE		96	6	4	-5	0
EL		94	0	6	0	0
ES		89	-2	10	1	1
FR		82	0	17	0	1
HR		85	3	13	-4	2
IT		78	-1	19	-1	3
CY		89	-2	10	2	1
LV		82	-2	16	1	2
LT		86	1	12	-2	2
LU		98	3	2	-2	0
HU		76	4	22	-5	2
MT		87	1	7	-3	6
NL		90	-2	9	1	1
AT		85	2	13	-2	2
PL		73	8	25	-6	2
PT		93	-2	5	2	2
RO		78	4	20	-3	2
SI		91	-2	8	2	1
SK		92	4	7	-2	1
FI		97	2	3	-1	0
SE		93	-1	6	1	1





























QA12.1 And please tell me if you tend to trust or tend not to trust these European institutions.
The European Parliament (%)

		Tend to trust		Tend not to trust		Don't know
		Sum.2020	Diff. Sum.2020 - Aut.2019	Sum.2020	Diff. Sum.2020 - Aut.2019	
EU27		48	-3	40	3	12
EU28-UK		48	-6	40	4	12
EURO AREA		46	-6	42	4	12
NON-EURO AREA		55	6	32	-4	13
BE		55	-7	39	4	6
BG		44	-10	36	7	20
CZ		39	-9	47	5	14
DK		69	-4	20	1	11
DE		55	-7	35	5	10
EE		60	1	40	22	0
IE		79	16	21	0	0
EL		38	-6	58	5	4
ES		39	-8	46	6	15
FR		36	-1	45	-2	19
HR		57	3	36	-4	7
IT		38	-12	48	5	14
CY		45	-13	41	6	14
CY (tcc)		48	-10	36	13	16
LV		51	-6	33	6	16
LT		57	-7	24	4	19
LU		64	3	36	5	0
HU		58	-8	33	7	9
MT		41	-18	30	12	29
NL		62	-4	34	6	4
AT		51	0	42	0	7
PL		52	0	30	-2	18
PT		55	-5	28	-1	17
RO		62	-4	28	1	10
SI		46	1	48	0	6
SK		48	-3	43	6	9
FI		59	-6	41	18	0
SE		66	-5	29	6	5
UK		44	11	56	9	0
AL		67	N.A	30	N.A	3
MK		52	N.A	31	N.A	17
ME		49	N.A	41	N.A	10
RS		25	N.A	48	N.A	27
TR		20	N.A	67	N.A	13

QA12.2 And please tell me if you tend to trust or tend not to trust these European institutions.
The European Commission (%)



































		Tend to trust		Tend not to trust		Don't know
		Sum.2020	Diff. Sum.2020 - Aut.2019	Sum.2020	Diff. Sum.2020 - Aut.2019	
EU27		45	-2	40	2	15
EU28-UK		45	-4	40	3	15
EURO AREA		42	-5	43	4	15
NON-EURO AREA		54	9	30	-6	16
BE		50	-7	43	4	7
BG		42	-9	34	7	24
CZ		34	-6	47	3	19
DK		67	-3	20	2	13
DE		50	-4	37	4	13
EE		62	8	38	19	0
IE		76	15	23	1	1
EL		29	-7	65	5	6
ES		36	-7	46	5	18
FR		35	0	45	-1	20
HR		51	1	38	-2	11
IT		33	-11	49	6	18
CY		39	-10	44	3	17
CY (tcc)		46	-13	36	14	18
LV		48	-5	32	4	20
LT		56	-6	21	2	23
LU		60	-2	39	11	1
HU		58	-4	32	3	10
MT		41	-18	26	10	33
NL		60	-2	30	4	10
AT		49	0	41	-1	10
PL		53	2	27	-4	20
PT		54	-4	29	0	17
RO		60	-3	27	-1	13
SI		44	5	50	-2	6
SK		49	1	41	4	10
FI		58	-3	41	16	1
SE		64	1	27	5	9
UK		41	12	58	13	1
AL		66	N.A.	30	N.A.	4
MK		49	N.A.	31	N.A.	20
ME		40	N.A.	46	N.A.	14
RS		23	N.A.	48	N.A.	29
TR		19	N.A.	68	N.A.	13

QA12.3 And please tell me if you tend to trust or tend not to trust these European institutions.
The European Central Bank (%)





























		Tend to trust		Tend not to trust		Don't know
		Sum.2020	Diff. Sum.2020 - Aut.2019	Sum.2020	Diff. Sum.2020 - Aut.2019	
EU27		42	0	42	1	16
EU28-UK		42	-2	42	1	16
EURO AREA		40	-2	45	1	15
NON-EURO AREA		50	9	30	-6	20
BE		54	-2	38	1	8
BG		43	-9	34	8	23
CZ		39	-9	40	4	21
DK		64	2	18	-1	18
DE		43	-2	46	3	11
EE		66	12	34	16	0
IE		69	15	31	2	0
EL		23	-6	72	5	5
ES		34	-5	49	2	17
FR		35	3	42	-6	23
HR		48	2	42	-1	10
IT		32	-8	52	3	16
CY		33	-7	50	0	17
LV		50	-1	30	0	20
LT		53	0	22	0	25
LU		69	9	31	6	0
HU		52	-3	33	2	15
MT		46	-15	17	6	37
NL		61	3	31	-2	8
AT		50	3	40	-3	10
PL		45	5	29	-3	26
PT		53	-2	30	0	17
RO		55	-2	29	-1	16
SI		44	3	49	-1	7
SK		50	1	40	4	10
FI		71	2	28	9	1
SE		69	5	25	0	6

QA13.1 Please tell me to what extent you agree or disagree with each of the following statements.

I understand how the EU works (%)





























		Totally agree		Tend to agree		Tend to disagree		Totally disagree		Don't know	Total 'Agree'		Total 'Disagree'	
		Sum.2020	Diff. Sum.2020 - Aut.2019	Sum.2020	Diff. Sum.2020 - Aut.2019	Sum.2020	Diff. Sum.2020 - Aut.2019	Sum.2020	Diff. Sum.2020 - Aut.2019		Sum.2020	Diff. Sum.2020 - Aut.2019	Sum.2020	Diff. Sum.2020 - Aut.2019
EU27		15	3	45	-2	27	-2	10	0	3	60	1	37	-2
EU28-UK		15	3	45	-2	27	-2	10	0	3	60	1	37	-2
EURO AREA		14	3	44	-2	29	-2	10	-1	3	58	1	39	-3
NON-EURO AREA		18	2	50	0	21	-2	7	-1	4	68	2	28	-3
BE		12	2	49	-3	31	4	7	-3	1	61	-1	38	1
BG		16	1	42	-2	20	-5	12	-1	10	58	-1	32	-6
CZ		8	1	38	-3	37	0	13	-1	4	46	-2	50	-1
DK		23	4	47	-7	19	0	9	2	2	70	-3	28	2
DE		21	6	48	-3	23	-2	6	-2	2	69	3	29	-4
EE		12	-2	60	5	23	2	5	-2	0	72	3	28	0
IE		14	0	66	16	19	-6	1	-9	0	80	16	20	-15
EL		14	2	49	2	29	-2	7	-3	1	63	4	36	-5
ES		12	2	43	0	32	-3	10	-1	3	55	2	42	-4
FR		13	5	40	1	31	-4	14	-3	2	53	6	45	-7
HR		16	7	47	-10	26	0	8	1	3	63	-3	34	1
IT		7	1	34	-4	37	-2	18	3	4	41	-3	55	1
CY		29	11	42	-10	19	-2	7	-2	3	71	1	26	-4
CY (tcc)		21	0	31	-8	16	-2	13	3	19	52	-8	29	1
LV		19	9	50	-2	19	-8	8	0	4	69	7	27	-8
LT		16	-2	53	-3	23	5	4	-2	4	69	-5	27	3
LU		19	3	60	-3	17	-1	4	2	0	79	0	21	1
HU		14	-1	44	-1	29	0	9	-1	4	58	-2	38	-1
MT		4	-1	36	-9	35	-1	13	5	12	40	-10	48	4
NL		19	4	52	-2	22	-2	6	0	1	71	2	28	-2
AT		17	2	46	-8	24	2	12	5	1	63	-6	36	7
PL		23	4	53	-3	15	-4	4	2	5	76	1	19	-2
PT		11	5	49	0	31	-3	6	-3	3	60	5	37	-6
RO		18	-1	49	0	22	0	7	0	4	67	-1	29	0
SI		17	3	51	0	23	-4	7	1	2	68	3	30	-3
SK		14	3	50	-4	25	1	7	1	4	64	-1	32	2
FI		8	-5	61	0	27	7	4	0	0	69	-5	31	7
SE		16	1	66	-1	16	2	2	-2	0	82	0	18	0
UK		9	-6	52	7	28	3	11	0	0	61	1	39	3
AL		9	2	59	-10	25	4	7	4	0	68	-8	32	8
MK		21	0	43	-1	23	0	9	0	4	64	-1	32	0
ME		13	-16	47	6	23	1	15	9	2	60	-10	38	10
RS		9	1	49	0	27	-1	10	0	5	58	1	37	-1
TR		13	-2	35	6	30	3	18	-4	4	48	4	48	-1

QA13.2 Please tell me to what extent you agree or disagree with each of the following statements.
(OUR COUNTRY) could better face the future outside the EU (%)



































		Totally agree		Tend to agree		Tend to disagree		Totally disagree		Don't know	Total 'Agree'		Total 'Disagree'			
		Sum.2020	Diff. Sum.2020 - Aut.2019	Sum.2020	Diff. Sum.2020 - Aut.2019	Sum.2020	Diff. Sum.2020 - Aut.2019	Sum.2020	Diff. Sum.2020 - Aut.2019		Sum.2020	Diff. Sum.2020 - Aut.2019	Sum.2020	Diff. Sum.2020 - Aut.2019	Sum.2020	Diff. Sum.2020 - Aut.2019
EU27		10	-2	19	0	29	2	34	1	8	29	-2	63	3		
EU28-UK		10	-1	19	1	29	0	34	0	8	29	0	63	0		
EURO AREA		10	0	17	0	29	1	36	-1	8	27	0	65	0		
NON-EURO AREA		12	-5	24	3	28	3	27	0	9	36	-2	55	3		
BE		6	-2	23	2	33	-2	35	2	3	29	0	68	0		
BG		11	0	19	2	26	1	24	-5	20	30	2	50	-4		
CZ		16	4	26	3	33	-1	15	-7	10	42	7	48	-8		
DK		8	2	11	2	24	2	52	-6	5	19	4	76	-4		
DE		7	0	11	0	23	0	53	-1	6	18	0	76	-1		
EE		8	3	16	2	39	6	37	-2	0	24	5	76	4		
IE		3	-4	8	-7	28	2	61	16	0	11	-11	89	18		
EL		13	0	19	-1	37	3	26	-3	5	32	-1	63	0		
ES		5	-2	15	-2	33	3	37	0	10	20	-4	70	3		
FR		12	0	18	0	31	2	28	-1	11	30	0	59	1		
HR		14	-1	26	-2	30	-2	25	6	5	40	-3	55	4		
IT		15	0	26	1	27	-3	20	-1	12	41	1	47	-4		
CY		21	8	19	-2	25	-3	29	-5	6	40	6	54	-8		
LV		9	1	16	1	31	-5	36	5	8	25	2	67	0		
LT		5	-2	15	2	33	2	39	-3	8	20	0	72	-1		
LU		6	-3	23	6	26	1	45	0	0	29	3	71	1		
HU		9	-2	22	-2	29	2	32	1	8	31	-4	61	3		
MT		6	2	13	3	40	9	26	-14	15	19	5	66	-5		
NL		6	0	9	1	26	3	57	-3	2	15	1	83	0		
AT		21	5	25	6	27	-5	20	-4	7	46	11	47	-9		
PL		14	-3	25	0	26	-4	26	6	9	39	-3	52	2		
PT		4	-2	13	-6	37	-2	35	7	11	17	-8	72	5		
RO		12	-2	27	1	28	-3	24	2	9	39	-1	52	-1		
SI		19	-1	22	-5	31	2	24	6	4	41	-6	55	8		
SK		10	3	23	3	33	-6	24	2	10	33	6	57	-4		
FI		9	3	20	6	40	3	30	-5	1	29	9	70	-2		
SE		10	0	21	7	31	6	37	-10	1	31	7	68	-4		

QA13.3 Please tell me to what extent you agree or disagree with each of the following statements.

More decisions should be taken at EU level (%)



































		Totally agree		Tend to agree		Tend to disagree		Totally disagree		Don't know	Total 'Agree'		Total 'Disagree'	
		Sum.2020	Diff. Sum.2020 - Aut.2019	Sum.2020	Diff. Sum.2020 - Aut.2019	Sum.2020	Diff. Sum.2020 - Aut.2019	Sum.2020	Diff. Sum.2020 - Aut.2019		Sum.2020	Diff. Sum.2020 - Aut.2019	Sum.2020	Diff. Sum.2020 - Aut.2019
EU27		21	4	38	1	23	-1	11	-2	7	59	5	34	-3
EU28-UK		21	4	38	0	23	-1	11	-1	7	59	4	34	-2
EURO AREA		21	3	38	0	22	-1	11	-1	8	59	3	33	-2
NON-EURO AREA		19	5	36	2	25	0	12	-4	8	55	7	37	-4
BE		22	5	47	0	21	-2	6	-2	4	69	5	27	-4
BG		22	0	31	-1	21	3	12	1	14	53	-1	33	4
CZ		11	-1	27	-1	34	0	19	-1	9	38	-2	53	-1
DK		8	1	26	4	35	2	24	-3	7	34	5	59	-1
DE		23	6	37	3	23	-3	11	-4	6	60	9	34	-7
EE		10	0	45	12	34	4	11	-2	0	55	12	45	2
IE		7	-6	34	-5	48	24	11	0	0	41	-11	59	24
EL		20	2	39	5	26	-3	11	-2	4	59	7	37	-5
ES		33	4	43	-4	12	2	2	-1	10	76	0	14	1
FR		20	4	38	0	21	-2	12	-1	9	58	4	33	-3
HR		26	10	42	-7	19	-3	7	-2	6	68	3	26	-5
IT		18	2	38	0	21	-3	14	2	9	56	2	35	-1
CY		45	-5	34	-3	8	3	4	1	9	79	-8	12	4
LV		25	6	39	-4	20	0	8	0	8	64	2	28	0
LT		15	1	41	-1	27	0	9	1	8	56	0	36	1
LU		30	10	44	0	21	1	5	-4	0	74	10	26	-3
HU		23	5	37	-3	25	1	7	-3	8	60	2	32	-2
MT		10	-3	35	-12	32	12	9	5	14	45	-15	41	17
NL		12	-5	37	2	29	2	19	3	3	49	-3	48	5
AT		15	1	29	-2	30	0	22	2	4	44	-1	52	2
PL		21	7	40	-4	21	-4	10	3	8	61	3	31	-1
PT		21	3	48	-5	16	-3	1	-1	14	69	-2	17	-4
RO		28	4	41	-3	19	-3	5	1	7	69	1	24	-2
SI		27	4	40	-2	23	1	6	-2	4	67	2	29	-1
SK		11	-2	34	7	28	-5	20	3	7	45	5	48	-2
FI		5	-1	28	3	47	6	20	1	0	33	2	67	7
SE		5	0	28	6	41	5	25	-8	1	33	6	66	-3

QA21.1 In general, how satisfied are you with the measures taken to fight the Coronavirus outbreak by?
The (NATIONALITY) government (%)



































		Very satisfied	Fairly satisfied	Rather not satisfied	Not at all satisfied	Don't know	Total 'Satisfied'	Total 'Not satisfied'
EU27		19	43	24	13	1	62	37
EURO AREA		18	43	24	14	1	61	38
NON-EURO AREA		19	43	24	12	2	62	36
BE		6	48	32	14	0	54	46
BG		15	40	24	17	4	55	41
CZ		24	47	22	6	1	71	28
DK		65	30	4	1	0	95	5
DE		36	45	12	6	1	81	18
EE		25	60	12	3	0	85	15
IE		33	48	13	6	0	81	19
EL		30	45	16	9	0	75	25
ES		6	35	39	18	2	41	57
FR		4	37	31	26	2	41	57
HR		17	41	29	12	1	58	41
IT		10	42	29	17	2	52	46
CY		56	31	11	2	0	87	13
CY (tcc)*		19	29	24	25	3	48	49
LV		27	50	15	6	2	77	21
LT		19	54	21	5	1	73	26
LU		41	46	10	3	0	87	13
HU		26	43	20	9	2	69	29
MT		62	30	5	1	2	92	6
NL		45	46	7	2	0	91	9
AT		30	47	18	4	1	77	22
PL		14	43	26	14	3	57	40
PT		4	66	21	8	1	70	29
RO		10	38	33	18	1	48	51
SI		19	45	23	12	1	64	35
SK		15	48	26	10	1	63	36
FI		39	45	11	5	0	84	16
SE		23	53	16	8	0	76	24
UK		7	36	30	27	0	43	57
AL		8	36	49	7	0	44	56
MK		19	36	24	20	1	55	44
ME		21	32	36	11	0	53	47
RS		13	39	28	16	4	52	44
TR		38	30	18	14	0	68	32

*CY(tcc): The public authorities in our community



































QA21.2 In general, how satisfied are you with the measures taken to fight the Coronavirus outbreak by?
The European Union institutions (%)

		Very satisfied	Fairly satisfied	Rather not satisfied	Not at all satisfied	Don't know	Total 'Satisfied'	Total 'Not satisfied'
EU27		7	38	31	13	11	45	44
EURO AREA		5	37	32	14	12	42	46
NON-EURO AREA		11	44	26	9	10	55	35
BE		5	41	35	14	5	46	49
BG		12	37	24	9	18	49	33
CZ		5	30	39	16	10	35	55
DK		15	42	16	3	24	57	19
DE		7	42	29	8	14	49	37
EE		4	51	38	7	0	55	45
IE		12	59	24	5	0	71	29
EL		8	33	37	18	4	41	55
ES		2	34	40	12	12	36	52
FR		2	31	29	20	18	33	49
HR		12	40	33	9	6	52	42
IT		6	30	36	22	6	36	58
CY		18	41	27	7	7	59	34
CY (tcc)		7	19	25	24	25	26	49
LV		10	46	25	6	13	56	31
LT		11	48	25	3	13	59	28
LU		5	32	48	15	0	37	63
HU		12	48	27	6	7	60	33
MT		4	42	34	8	12	46	42
NL		5	36	29	8	22	41	37
AT		16	31	32	15	6	47	47
PL		13	47	23	8	9	60	31
PT		2	56	30	4	8	58	34
RO		14	46	23	9	8	60	32
SI		10	44	31	10	5	54	41
SK		5	47	30	9	9	52	39
FI		7	48	38	7	0	55	45
SE		3	44	34	6	13	47	40
UK		5	52	33	9	1	57	42
AL		7	36	50	6	1	43	56
MK		21	43	18	10	8	64	28
ME		20	39	33	7	1	59	40
RS		6	34	32	14	14	40	46
TR		6	25	34	29	6	31	63

QA21.3 In general, how satisfied are you with the measures taken to fight the Coronavirus outbreak by?
The World Health Organisation (%)

		Very satisfied	Fairly satisfied	Rather not satisfied	Not at all satisfied	Don't know	Total 'Satisfied'	Total 'Not satisfied'
EU27		9	42	27	13	9	51	40
EURO AREA		8	42	27	14	9	50	41
NON-EURO AREA		10	44	25	11	10	54	36
BE		5	53	30	9	3	58	39
BG		11	36	22	12	19	47	34
CZ		9	31	30	18	12	40	48
DK		24	53	11	4	8	77	15
DE		10	44	24	11	11	54	35
EE		4	39	41	16	0	43	57
IE		24	52	15	9	0	76	24
EL		10	41	31	14	4	51	45
ES		7	38	34	13	8	45	47
FR		4	42	26	17	11	46	43
HR		12	39	30	14	5	51	44
IT		9	35	31	20	5	44	51
CY		20	40	23	10	7	60	33
CY (tcc)		18	26	23	21	12	44	44
LV		10	39	25	10	16	49	35
LT		10	40	22	8	20	50	30
LU		7	41	38	14	0	48	52
HU		10	45	29	7	9	55	36
MT		15	49	18	7	11	64	25
NL		11	50	23	9	7	61	32
AT		18	35	26	12	9	53	38
PL		7	45	24	13	11	52	37
PT		5	55	25	7	8	60	32
RO		13	42	25	13	7	55	38
SI		12	41	29	12	6	53	41
SK		7	45	27	9	12	52	36
FI		11	55	28	6	0	66	34
SE		11	61	20	3	5	72	23
UK		11	51	24	14	0	62	38
AL		7	32	48	12	1	39	60
MK		22	38	20	13	7	60	33
ME		13	43	34	9	1	56	43
RS		5	31	33	19	12	36	52
TR		11	31	27	26	5	42	53




































QA22 Thinking about the measures taken by the public authorities in (OUR COUNTRY) to fight the Coronavirus and its effects, would you say that...
(%)

		These measures focus too much on health to the detriment of the economy	These measures focus too much on economy to the detriment of health	A balance has been reached	Don't know
EU27		32	26	39	3
EURO AREA		32	26	39	3
NON-EURO AREA		34	26	38	2
BE		22	40	36	2
BG		59	12	28	1
CZ		43	16	40	1
DK		31	10	59	0
DE		41	9	49	1
EE		33	11	56	0
IE		18	22	60	0
EL		56	11	32	1
ES		33	32	29	6
FR		13	47	37	3
HR		42	28	30	0
IT		33	31	33	3
CY		51	9	39	1
CY (tcc)*		40	27	24	9
LV		37	12	46	5
LT		27	17	52	4
LU		21	18	61	0
HU		36	24	39	1
MT		41	14	41	4
NL		31	10	58	1
AT		46	19	31	4
PL		29	29	38	4
PT		33	20	44	3
RO		40	37	20	3
SI		37	24	37	2
SK		56	17	27	0
FI		18	15	67	0
SE		8	26	65	1
UK		17	44	38	1
AL		61	28	11	0
MK		41	28	28	3
ME		38	39	22	1
RS		20	41	38	1
TR		25	32	43	0

*CY(tcc): In our community

QA23 Thinking about the measures taken by the public authorities in (OUR COUNTRY) to fight the Coronavirus and its effects, would you say that...

(%)





























		The limitations to public liberties were absolutely justified	The limitations to public liberties were somewhat justified	The limitations to public liberties were not very justified	The limitations to public liberties were not at all justified	Don't know	Total 'Justified'	Total 'Not justified'
EU27		44	38	12	5	1	82	17
EURO AREA		48	37	10	4	1	85	14
NON-EURO AREA		33	43	18	6	0	76	24
BE		40	45	11	4	0	85	15
BG		22	40	25	12	1	62	37
CZ		38	45	12	5	0	83	17
DK		65	29	6	0	0	94	6
DE		58	31	6	4	1	89	10
EE		63	29	5	3	0	92	8
IE		66	26	5	3	0	92	8
EL		39	42	13	5	1	81	18
ES		55	30	9	3	3	85	12
FR		39	41	14	5	1	80	19
HR		28	43	21	8	0	71	29
IT		44	40	10	4	2	84	14
CY		66	25	7	2	0	91	9
CY (tcc)*		49	24	11	4	12	73	15
LV		46	37	11	4	2	83	15
LT		46	40	11	3	0	86	14
LU		56	31	9	4	0	87	13
HU		35	44	16	5	0	79	21
MT		48	46	3	1	2	94	4
NL		62	32	4	2	0	94	6
AT		31	40	18	10	1	71	28
PL		27	49	19	5	0	76	24
PT		45	40	9	5	1	85	14
RO		17	44	27	11	1	61	38
SI		34	36	22	8	0	70	30
SK		26	47	18	9	0	73	27
FI		60	33	5	2	0	93	7
SE		68	24	6	1	1	92	7
UK		61	29	8	2	0	90	10
AL		11	57	26	6	0	68	32
MK		37	37	18	8	0	74	26
ME		17	36	21	25	1	53	46
RS		28	35	26	11	0	63	37
TR		43	31	19	7	0	74	26

*CY(tcc): In our community

QA24 And what should the EU now prioritise in its response to the Coronavirus outbreak?

(%)





























(MAX. 3 ANSWERS)

		Develop financial means to find a treatment or vaccine	Ensure the management and coordination of a stockpile of strategic medical equipment common to the EU Member States	Ensure coordination between the EU Member States on the financial level	Increase the budget of the EU	Encourage the relocation of industries to the EU	Provide more financial support to the most affected regions in the EU	Enforce a stricter control of the external borders of the EU	Enable the EU Member States to support their economy, including via state aid
EU27		37	18	11	9	14	20	20	14
EURO AREA		37	18	11	8	15	20	20	13
NON-EURO AREA		35	18	11	11	10	20	17	16
BE		39	20	9	6	13	16	23	14
BG		35	14	15	11	10	24	21	22
CZ		38	16	11	11	10	18	26	17
DK		43	21	8	4	7	16	23	12
DE		37	21	10	5	17	17	19	11
EE		33	24	6	2	10	11	38	21
IE		33	21	11	6	8	29	22	22
EL		36	22	16	13	6	33	29	26
ES		39	12	10	13	6	23	17	11
FR		36	14	8	6	26	17	21	12
HR		41	15	11	13	8	23	17	20
IT		35	12	15	11	14	24	18	16
CY		42	15	13	13	4	26	28	12
LV		35	18	10	9	3	15	41	16
LT		37	15	10	8	10	14	34	11
LU		21	23	20	3	19	15	15	11
HU		26	17	9	13	8	18	26	15
MT		53	13	14	15	13	20	20	13
NL		34	34	12	2	10	14	13	16
AT		28	23	10	8	23	18	24	14
PL		37	14	11	14	12	21	14	14
PT		64	25	12	9	4	24	13	11
RO		31	22	11	11	12	24	13	19
SI		37	21	11	10	6	21	23	17
SK		34	16	15	15	12	17	25	19
FI		29	25	7	2	14	8	30	17
SE		36	33	10	1	7	13	14	14

QA24 And what should the EU now prioritise in its response to the Coronavirus outbreak?





























(%)

(MAX. 3 ANSWERS)

		Establish a strategy for facing a similar crisis in the future	Encourage dialogue and solidarity between the EU Member States	Review the principle of free movement between EU Member States	Develop a European health policy	Invest more money in the economy for a sustainable, inclusive and fair recovery in all EU Member States	Other (SPONTANEOUS)	None (SPONTANEOUS)	Don't know
EU27		37	13	9	30	19	0	0	1
EURO AREA		37	13	9	31	19	0	0	2
NON-EURO AREA		35	13	10	26	20	0	0	1
BE		33	18	12	41	14	0	0	0
BG		33	9	10	28	23	0	0	1
CZ		35	6	15	25	12	0	0	1
DK		59	14	5	32	20	0	0	2
DE		41	15	5	30	18	1	0	1
EE		53	11	11	19	28	0	0	0
IE		45	12	8	21	40	0	0	0
EL		27	11	10	32	30	0	0	0
ES		32	9	6	34	20	0	0	2
FR		39	14	10	33	13	0	0	2
HR		22	11	12	29	23	0	0	0
IT		33	14	10	31	19	0	0	1
CY		27	10	13	39	21	0	0	1
LV		32	9	16	26	21	0	0	3
LT		30	12	18	30	13	0	0	2
LU		46	34	8	41	22	0	0	0
HU		39	12	9	37	16	0	0	1
MT		32	9	10	25	21	1	0	5
NL		53	20	5	35	25	0	0	0
AT		29	14	18	22	32	2	2	1
PL		32	12	11	23	20	0	0	2
PT		39	10	8	28	21	0	0	2
RO		20	11	10	25	22	0	0	2
SI		27	12	10	32	18	0	0	2
SK		31	10	19	21	17	0	0	1
FI		45	13	16	18	26	0	0	0
SE		67	27	8	20	22	0	0	0



































QA25 Thinking about EU's response to the Coronavirus outbreak, to what extent do you trust or not the EU to make the right decisions in the future?

(%)

		Totally trust	Tend to trust	Tend not to trust	Do not trust at all	Don't know	Total 'Trust'	Total 'Not trust'
EU27		7	55	29	7	2	62	36
EURO AREA		6	54	30	8	2	60	38
NON-EURO AREA		8	60	25	6	1	68	31
BE		5	61	28	5	1	66	33
BG		12	50	29	8	1	62	37
CZ		5	50	34	10	1	55	44
DK		18	60	17	3	2	78	20
DE		10	55	28	5	2	65	33
EE		5	58	30	7	0	63	37
IE		8	73	16	3	0	81	19
EL		5	46	34	13	2	51	47
ES		6	61	27	3	3	67	30
FR		4	50	32	12	2	54	44
HR		10	63	21	6	0	73	27
IT		4	46	38	11	1	50	49
CY		11	54	25	6	4	65	31
LV		9	62	23	4	2	71	27
LT		9	71	16	2	2	80	18
LU		4	43	45	8	0	47	53
HU		12	64	20	4	0	76	24
MT		1	57	26	6	10	58	32
NL		8	60	27	4	1	68	31
AT		12	38	31	15	4	50	46
PL		5	63	24	6	2	68	30
PT		5	71	21	2	1	76	23
RO		9	57	26	7	1	66	33
SI		9	52	31	7	1	61	38
SK		5	61	27	7	0	66	34
FI		3	62	30	5	0	65	35
SE		3	65	25	5	2	68	30



































QA26.1 Thinking about the consequences of the Coronavirus outbreak, please tell me whether you totally agree, tend to agree, tend to disagree or totally disagree with the following statements?

The Coronavirus outbreak will have serious financial consequences for you personally (%)

		Totally agree	Tend to agree	Tend to disagree	Totally disagree	Don't know	Total 'Agree'	Total 'Disagree'
EU27		18	28	28	21	5	46	49
EURO AREA		18	26	28	23	5	44	51
NON-EURO AREA		20	33	27	14	6	53	41
BE		12	38	37	11	2	50	48
BG		33	35	15	7	10	68	22
CZ		15	30	36	13	6	45	49
DK		5	13	23	57	2	18	80
DE		9	14	26	46	5	23	72
EE		12	34	45	9	0	46	54
IE		16	38	39	7	0	54	46
EL		43	37	15	2	3	80	17
ES		27	31	23	12	7	58	35
FR		14	22	33	25	6	36	58
HR		25	33	28	9	5	58	37
IT		20	36	27	9	8	56	36
CY		44	27	19	8	2	71	27
CY (tcc)		64	18	9	7	2	82	16
LV		17	28	33	19	3	45	52
LT		16	34	27	20	3	50	47
LU		8	23	54	15	0	31	69
HU		24	37	26	6	7	61	32
MT		15	34	26	18	7	49	44
NL		7	13	25	54	1	20	79
AT		23	28	29	17	3	51	46
PL		21	34	28	11	6	55	39
PT		34	37	19	6	4	71	25
RO		26	41	23	4	6	67	27
SI		24	28	31	15	2	52	46
SK		23	46	21	5	5	69	26
FI		5	21	57	17	0	26	74
SE		4	19	37	38	2	23	75
UK		18	33	40	9	0	51	49
AL		27	60	11	2	0	87	13
MK		49	34	11	4	2	83	15
ME		45	34	13	7	1	79	20
RS		19	39	28	9	5	58	37
TR		45	34	15	5	1	79	20

QA26.2 Thinking about the consequences of the Coronavirus outbreak, please tell me whether you totally agree, tend to agree, tend to disagree or totally disagree with the following statements?





























The Coronavirus outbreak will have serious economic consequences for (OUR COUNTRY) (%)

		Totally agree	Tend to agree	Tend to disagree	Totally disagree	Don't know	Total 'Agree'	Total 'Disagree'
EU27		51	39	7	1	2	90	8
EURO AREA		53	38	6	1	2	91	7
NON-EURO AREA		44	42	10	1	3	86	11
BE		49	46	3	1	1	95	4
BG		64	30	3	0	3	94	3
CZ		47	44	6	1	2	91	7
DK		38	46	11	3	2	84	14
DE		42	44	11	1	2	86	12
EE		30	56	13	1	0	86	14
IE		63	33	4	0	0	96	4
EL		77	21	2	0	0	98	2
ES		65	31	3	0	1	96	3
FR		54	40	3	1	2	94	4
HR		59	33	5	2	1	92	7
IT		50	38	7	2	3	88	9
CY		80	18	2	0	0	98	2
CY (tcc)*		77	15	3	4	1	92	7
LV		50	39	7	1	3	89	8
LT		44	47	7	0	2	91	7
LU		20	58	21	1	0	78	22
HU		43	44	9	0	4	87	9
MT		41	44	9	0	6	85	9
NL		67	31	1	1	0	98	2
AT		46	38	12	2	2	84	14
PL		39	44	10	2	5	83	12
PT		69	29	1	0	1	98	1
RO		43	37	16	1	3	80	17
SI		59	33	7	0	1	92	7
SK		44	49	4	1	2	93	5
FI		43	51	5	1	0	94	6
SE		41	51	8	0	0	92	8
UK		72	25	2	1	0	97	3
AL		23	61	13	2	1	84	15
MK		66	27	4	2	1	93	6
ME		50	34	10	5	1	84	15
RS		39	42	12	2	5	81	14
TR		55	27	12	5	1	82	17

*CY(tcc): For our community





























QA26.3 Thinking about the consequences of the Coronavirus outbreak, please tell me whether you totally agree, tend to agree, tend to disagree or totally disagree with the following statements?

The EU should put in place an economic plan to help all EU Member States recover (%)

		Totally agree	Tend to agree	Tend to disagree	Totally disagree	Don't know	Total 'Agree'	Total 'Disagree'
EU27		46	42	7	2	3	88	9
EURO AREA		46	42	7	2	3	88	9
NON-EURO AREA		44	43	7	2	4	87	9
BE		38	53	7	1	1	91	8
BG		66	27	2	1	4	93	3
CZ		38	46	8	2	6	84	10
DK		33	51	10	3	3	84	13
DE		37	48	9	3	3	85	12
EE		30	49	16	5	0	79	21
IE		66	32	1	1	0	98	2
EL		73	25	1	1	0	98	2
ES		59	33	3	0	5	92	3
FR		44	44	5	2	5	88	7
HR		61	31	5	2	1	92	7
IT		49	38	7	3	3	87	10
CY		80	15	2	1	2	95	3
LV		54	40	2	1	3	94	3
LT		45	47	4	0	4	92	4
LU		40	49	9	2	0	89	11
HU		52	38	6	1	3	90	7
MT		63	29	1	0	7	92	1
NL		32	48	15	4	1	80	19
AT		43	39	11	5	2	82	16
PL		42	48	5	2	3	90	7
PT		63	33	1	0	3	96	1
RO		45	35	14	1	5	80	15
SI		62	33	2	1	2	95	3
SK		44	51	2	1	2	95	3
FI		19	63	14	4	0	82	18
SE		33	52	10	4	1	85	14





























QA26.4 Thinking about the consequences of the Coronavirus outbreak, please tell me whether you totally agree, tend to agree, tend to disagree or totally disagree with the following statements?

The EU should become less dependent on other countries in the world to cover its critical needs (e.g. medical and pharmaceutical goods) (%)

		Totally agree	Tend to agree	Tend to disagree	Totally disagree	Don't know	Total 'Agree'	Total 'Disagree'
EU27		51	36	7	2	4	87	9
EURO AREA		53	35	6	2	4	88	8
NON-EURO AREA		43	40	10	2	5	83	12
BE		43	46	8	1	2	89	9
BG		52	31	4	2	11	83	6
CZ		45	40	8	2	5	85	10
DK		44	38	10	4	4	82	14
DE		63	27	5	2	3	90	7
EE		43	48	8	1	0	91	9
IE		46	42	11	1	0	88	12
EL		62	31	4	1	2	93	5
ES		53	32	5	1	9	85	6
FR		55	35	4	2	4	90	6
HR		53	34	8	2	3	87	10
IT		38	43	9	3	7	81	12
CY		66	24	6	1	3	90	7
LV		49	36	8	1	6	85	9
LT		39	45	7	1	8	84	8
LU		59	34	5	2	0	93	7
HU		43	42	8	1	6	85	9
MT		51	31	7	1	10	82	8
NL		56	31	10	2	1	87	12
AT		60	31	7	1	1	91	8
PL		42	46	5	3	4	88	8
PT		55	36	2	1	6	91	3
RO		39	34	19	2	6	73	21
SI		62	30	4	2	2	92	6
SK		45	48	3	1	3	93	4
FI		31	56	12	1	0	87	13
SE		42	39	14	3	2	81	17





























QA26.5 Thinking about the consequences of the Coronavirus outbreak, please tell me whether you totally agree, tend to agree, tend to disagree or totally disagree with the following statements?

The use of teleworking will increase in (OUR COUNTRY) (%)

		Totally agree	Tend to agree	Tend to disagree	Totally disagree	Don't know	Total 'Agree'	Total 'Disagree'
EU27		39	42	10	2	7	81	12
EURO AREA		41	43	8	2	6	84	10
NON-EURO AREA		33	42	13	3	9	75	16
BE		41	51	6	1	1	92	7
BG		35	33	11	4	17	68	15
CZ		26	49	14	2	9	75	16
DK		45	30	14	4	7	75	18
DE		45	41	8	1	5	86	9
EE		41	50	8	1	0	91	9
IE		49	45	6	0	0	94	6
EL		39	40	11	3	7	79	14
ES		49	37	5	2	7	86	7
FR		38	46	8	2	6	84	10
HR		35	43	14	4	4	78	18
IT		31	43	11	4	11	74	15
CY		53	29	8	3	7	82	11
LV		32	49	11	3	5	81	14
LT		29	52	10	1	8	81	11
LU		42	52	5	1	0	94	6
HU		45	38	8	3	6	83	11
MT		36	46	7	1	10	82	8
NL		68	29	2	0	1	97	2
AT		44	38	13	2	3	82	15
PL		28	46	12	4	10	74	16
PT		28	51	9	0	12	79	9
RO		25	38	21	4	12	63	25
SI		49	36	10	1	4	85	11
SK		33	52	7	1	7	85	8
FI		36	61	3	0	0	97	3
SE		49	44	5	1	1	93	6





























QA26.6 Thinking about the consequences of the Coronavirus outbreak, please tell me whether you totally agree, tend to agree, tend to disagree or totally disagree with the following statements?

People in (OUR COUNTRY) will turn more to local providers (%)





























		Totally agree	Tend to agree	Tend to disagree	Totally disagree	Don't know	Total 'Agree'	Total 'Disagree'
EU27		29	46	15	3	7	75	18
EURO AREA		29	46	15	3	7	75	18
NON-EURO AREA		31	47	13	3	6	78	16
BE		23	53	19	3	2	76	22
BG		35	40	8	3	14	75	11
CZ		28	50	13	1	8	78	14
DK		31	41	18	5	5	72	23
DE		27	43	19	4	7	70	23
EE		22	54	22	2	0	76	24
IE		18	60	21	1	0	78	22
EL		45	41	9	1	4	86	10
ES		32	45	9	3	11	77	12
FR		29	47	16	3	5	76	19
HR		38	40	16	4	2	78	20
IT		25	49	13	3	10	74	16
CY		49	32	11	3	5	81	14
LV		26	46	19	5	4	72	24
LT		26	50	15	2	7	76	17
LU		25	52	22	1	0	77	23
HU		36	48	7	2	7	84	9
MT		24	49	14	1	12	73	15
NL		29	44	20	3	4	73	23
AT		45	36	15	3	1	81	18
PL		31	50	11	2	6	81	13
PT		26	48	17	2	7	74	19
RO		30	43	17	3	7	73	20
SI		40	43	12	3	2	83	15
SK		34	52	6	1	7	86	7
FI		18	67	14	1	0	85	15
SE		24	56	15	4	1	80	19

QA26.7 Thinking about the consequences of the Coronavirus outbreak, please tell me whether you totally agree, tend to agree, tend to disagree or totally disagree with the following statements?



































The EU should be given the means to better deal in the future with crises, such as the Coronavirus outbreak (%)

		Totally agree	Tend to agree	Tend to disagree	Totally disagree	Don't know	Total 'Agree'	Total 'Disagree'
EU27		42	43	8	3	4	85	11
EURO AREA		42	43	8	3	4	85	11
NON-EURO AREA		40	43	10	3	4	83	13
BE		35	54	8	2	1	89	10
BG		54	36	2	1	7	90	3
CZ		32	46	11	4	7	78	15
DK		36	42	12	5	5	78	17
DE		41	42	9	3	5	83	12
EE		30	52	14	4	0	82	18
IE		43	49	7	1	0	92	8
EL		72	24	2	1	1	96	3
ES		48	39	5	2	6	87	7
FR		40	45	7	3	5	85	10
HR		58	32	6	1	3	90	7
IT		35	47	9	3	6	82	12
CY		80	15	3	1	1	95	4
LV		44	42	8	2	4	86	10
LT		45	47	3	0	5	92	3
LU		55	39	4	2	0	94	6
HU		45	40	9	2	4	85	11
MT		54	36	2	1	7	90	3
NL		39	41	13	4	3	80	17
AT		40	39	12	7	2	79	19
PL		38	48	7	3	4	86	10
PT		60	36	1	0	3	96	1
RO		37	39	16	3	5	76	19
SI		53	36	6	2	3	89	8
SK		42	52	3	1	2	94	4
FI		28	61	10	1	0	89	11
SE		40	41	13	5	1	81	18

QA27 Would you say that EU Member States have shown solidarity towards each other during the Coronavirus outbreak? (%)



































		Yes, all of them	Yes, some of them	No, or only few of them	No, none of them	Don't know	Total 'Yes'	Total 'No'
EU27		7	48	32	11	2	55	43
EURO AREA		5	47	34	12	2	52	46
NON-EURO AREA		13	51	27	7	2	64	34
BE		4	48	36	12	0	52	48
BG		16	47	26	9	2	63	35
CZ		11	55	26	8	0	66	34
DK		7	55	30	7	1	62	37
DE		6	59	28	6	1	65	34
EE		5	53	37	5	0	58	42
IE		10	62	25	2	1	72	27
EL		6	39	37	17	1	45	54
ES		4	38	35	19	4	42	54
FR		4	46	33	14	3	50	47
HR		12	54	28	6	0	66	34
IT		4	39	41	16	0	43	57
CY		12	56	23	8	1	68	31
LV		17	55	19	5	4	72	24
LT		10	60	21	6	3	70	27
LU		2	36	49	13	0	38	62
HU		16	57	23	4	0	73	27
MT		1	28	38	21	12	29	59
NL		3	48	41	8	0	51	49
AT		10	39	34	14	3	49	48
PL		15	54	23	7	1	69	30
PT		10	46	37	5	2	56	42
RO		12	46	29	9	4	58	38
SI		7	47	35	10	1	54	45
SK		7	61	21	10	1	68	31
FI		4	53	39	4	0	57	43
SE		4	39	44	11	2	43	55

QA28 When do you think (OUR COUNTRY)'s economy will recover from the adverse effects of the Coronavirus outbreak ?
(%)

		Before the end of 2020	In 2021	In 2022	In 2023 or later	Never	Don't know
EU27		2	17	29	42	7	3
EURO AREA		2	16	29	43	7	3
NON-EURO AREA		4	19	28	37	9	3
BE		3	15	25	48	7	2
BG		7	26	23	31	10	3
CZ		4	14	24	44	13	1
DK		0	15	29	52	3	1
DE		3	20	34	37	4	2
EE		2	21	37	37	3	0
IE		1	12	33	51	3	0
EL		1	17	25	44	10	3
ES		1	12	24	55	4	4
FR		2	12	25	49	8	4
HR		1	14	25	43	16	1
IT		2	19	32	36	8	3
CY		2	20	41	28	6	3
CY (tcc)*		5	31	15	9	23	17
LV		7	19	27	34	7	6
LT		5	21	29	34	7	4
LU		1	18	33	45	3	0
HU		2	28	33	29	7	1
MT		2	22	28	24	1	23
NL		1	25	34	36	3	1
AT		5	18	23	30	13	11
PL		2	19	29	37	9	4
PT		0	12	26	53	5	4
RO		10	20	25	31	11	3
SI		4	20	21	43	11	1
SK		3	15	30	37	14	1
FI		1	15	29	50	5	0
SE		1	20	37	40	1	1
UK		0	11	20	63	6	0
AL		0	4	35	45	16	0
MK		7	23	27	29	11	3
ME		2	10	32	37	19	0
RS		5	23	24	26	18	4
TR		6	32	30	22	10	0



































*CY(tcc): Our community's economy

QA29a Which of the following was your primary source of information during the Coronavirus outbreak? Firstly? (%)



































		Television	The written press	Radio	Websites	Online social networks	Other (SPONTANEOUS)	You did not look for news during the Coronavirus outbreak (SPONTANEOUS)	Don't know
EU27		61	5	5	18	10	0	1	0
EURO AREA		61	6	5	16	11	0	1	0
NON-EURO AREA		60	3	4	23	9	0	1	0
BE		58	6	6	19	11	0	0	0
BG		74	2	1	12	11	0	0	0
CZ		53	2	4	32	8	0	1	0
DK		62	5	6	18	9	0	0	0
DE		53	7	6	18	15	1	0	0
EE		23	3	6	51	17	0	0	0
IE		39	7	14	29	11	0	0	0
EL		56	1	1	26	16	0	0	0
ES		65	5	4	19	7	0	0	0
FR		57	8	9	16	9	0	1	0
HR		57	2	4	23	14	0	0	0
IT		77	4	2	7	10	0	0	0
CY		58	2	3	15	22	0	0	0
CY (tcc)		60	4	1	13	19	1	1	1
LV		38	2	7	34	18	1	0	0
LT		51	2	4	32	11	0	0	0
LU		23	16	9	41	11	0	0	0
HU		55	2	4	29	10	0	0	0
MT		46	0	2	18	30	2	0	2
NL		51	11	4	28	6	0	0	0
AT		51	11	9	13	11	2	3	0
PL		60	2	4	27	7	0	0	0
PT		84	2	1	8	5	0	0	0
RO		74	2	2	8	10	0	4	0
SI		57	2	7	21	12	0	1	0
SK		52	1	7	18	21	0	1	0
FI		40	18	4	32	6	0	0	0
SE		38	14	12	29	7	0	0	0
UK		57	8	6	20	9	0	0	0
AL		51	14	1	17	17	0	0	0
MK		58	1	0	20	21	0	0	0
ME		61	2	2	17	18	0	0	0
RS		62	2	1	20	14	0	1	0
TR		73	2	1	9	15	0	0	0

QA29T Which of the following was your primary source of information during the Coronavirus outbreak? Firstly? And then?
(%)

(MULTIPLE ANSWERS POSSIBLE)





























		Television	The written press	Radio	Websites	Online social networks	Other (SPONTANEOUS)	You did not look for news during the Coronavirus outbreak (SPONTANEOUS)	Don't know
EU27		84	28	32	46	33	1	3	0
EURO AREA		83	31	31	44	34	1	3	0
NON-EURO AREA		84	19	35	51	32	1	3	0
BE		81	32	36	47	32	0	1	0
BG		93	17	37	51	48	1	1	0
CZ		84	18	33	67	25	0	1	0
DK		86	31	33	42	39	1	1	0
DE		77	37	35	39	32	1	1	0
EE		68	19	29	82	46	0	1	0
IE		69	34	47	55	40	0	0	0
EL		88	17	39	57	50	2	0	0
ES		85	22	27	52	33	2	5	0
FR		80	24	30	42	28	1	5	0
HR		81	22	30	56	41	0	1	0
IT		93	34	23	39	38	2	1	0
CY		83	10	27	45	55	1	1	0
CY (tcc)		82	28	5	39	51	3	1	1
LV		69	13	30	60	48	3	1	0
LT		82	18	32	63	43	0	1	0
LU		58	47	34	65	30	0	0	0
HU		82	17	35	62	35	0	3	0
MT		85	5	30	42	56	4	2	2
NL		84	41	18	60	19	1	0	0
AT		80	54	47	38	36	4	4	0
PL		84	13	37	57	24	0	1	0
PT		96	26	34	37	42	0	3	0
RO		90	16	33	23	44	2	11	0
SI		83	25	44	52	35	1	1	0
SK		86	30	57	51	49	0	2	0
FI		69	54	20	58	18	0	0	0
SE		72	42	40	58	29	2	0	0
UK		79	33	29	53	35	0	0	0
AL		91	54	25	57	46	0	0	0
MK		79	7	16	50	52	3	2	0
ME		81	22	22	53	46	0	0	0
RS		84	38	20	44	42	2	1	0
TR		91	27	13	44	60	0	1	0

QA30 Thinking about the measures taken to fight the Coronavirus outbreak, in particular the confinement measures, would you say that it was an experience easy or difficult to cope with? An experience...?
(%)

		Very easy to cope with, and even an improvement to your daily life	Fairly easy to cope with	Both easy and difficult to cope with	Fairly difficult to cope with	Very difficult to cope with, and even endangering your mental and physical health conditions	Not applicable (SPONTANEOUS)	Don't know	Total 'Easy'	Total 'Difficult'
EU27		7	31	30	25	7	0	0	38	32
EURO AREA		8	31	29	25	7	0	0	39	32
NON-EURO AREA		6	31	32	24	7	0	0	37	31
BE		12	34	29	20	5	0	0	46	25
BG		3	25	33	28	11	0	0	28	39
CZ		7	40	32	18	3	0	0	47	21
DK		12	45	29	11	3	0	0	57	14
DE		12	34	32	17	5	0	0	46	22
EE		14	43	30	10	3	0	0	57	13
IE		13	28	42	9	8	0	0	41	17
EL		3	20	25	38	14	0	0	23	52
ES		3	39	29	26	3	0	0	42	29
FR		9	32	29	21	9	0	0	41	30
HR		3	22	40	25	10	0	0	25	35
IT		4	19	27	39	11	0	0	23	50
CY		11	31	20	27	11	0	0	42	38
CY (tcc)		10	14	15	42	15	1	3	24	57
LV		11	47	23	15	3	0	1	58	18
LT		5	40	37	14	4	0	0	45	18
LU		15	24	36	19	6	0	0	39	25
HU		5	38	28	23	6	0	0	43	29
MT		7	15	37	29	9	1	2	22	38
NL		16	54	22	7	1	0	0	70	8
AT		9	24	33	21	12	1	0	33	33
PL		3	27	31	32	7	0	0	30	39
PT		1	18	19	51	11	0	0	19	62
RO		7	25	35	24	9	0	0	32	33
SI		6	32	32	22	8	0	0	38	30
SK		5	27	39	24	5	0	0	32	29
FI		23	50	22	4	1	0	0	73	5
SE		11	43	35	9	2	0	0	54	11
UK		14	35	32	11	8	0	0	49	19
AL		5	10	21	34	30	0	0	15	64
MK		9	13	26	32	20	0	0	22	52
ME		5	20	35	24	16	0	0	25	40
RS		3	19	34	35	9	0	0	22	44
TR		8	16	28	32	16	0	0	24	48





























QB1.1 Please tell me to what extent you agree or disagree with each of the following statements.

The interests of (OUR COUNTRY) are well taken into account in the EU (%)

		Totally agree		Tend to agree		Tend to disagree		Totally disagree		Don't know	Total 'Agree'		Total 'Disagree'	
		Sum.2020	Diff. Sum.2020 - Aut.2019	Sum.2020	Diff. Sum.2020 - Aut.2019	Sum.2020	Diff. Sum.2020 - Aut.2019	Sum.2020	Diff. Sum.2020 - Aut.2019		Sum.2020	Diff. Sum.2020 - Aut.2019	Sum.2020	Diff. Sum.2020 - Aut.2019
EU27		13	3	42	0	27	-2	11	0	7	55	3	38	-2
EU28-UK		13	2	42	-1	27	-2	11	1	7	55	1	38	-1
EURO AREA		13	3	43	0	26	-4	11	1	7	56	3	37	-3
NON-EURO AREA		14	3	42	2	27	0	10	-3	7	56	5	37	-3
BE		10	2	55	2	23	-5	4	-1	8	65	4	27	-6
BG		15	7	28	-6	27	-4	20	5	10	43	1	47	1
CZ		8	1	28	-4	40	1	18	-1	6	36	-3	58	0
DK		13	1	53	2	21	-1	5	-1	8	66	3	26	-2
DE		22	2	51	1	17	-4	4	0	6	73	3	21	-4
EE		4	-1	41	-4	46	11	9	3	0	45	-5	55	14
IE		14	-6	61	8	21	7	4	0	0	75	2	25	7
EL		8	3	21	-1	41	-2	28	0	2	29	2	69	-2
ES		13	2	42	-4	28	-2	7	2	10	55	-2	35	0
FR		8	2	45	6	25	-6	9	-2	13	53	8	34	-8
HR		18	9	41	-1	28	-6	8	-4	5	59	8	36	-10
IT		7	2	27	-2	35	-3	26	4	5	34	0	61	1
CY		10	4	23	-5	37	-1	24	-2	6	33	-1	61	-3
LV		11	7	32	-3	39	-5	13	1	5	43	4	52	-4
LT		13	8	50	-3	27	-4	2	-3	8	63	5	29	-7
LU		9	-8	57	1	31	17	3	1	0	66	-7	34	18
HU		18	3	39	-6	26	0	11	0	6	57	-3	37	0
MT		7	1	25	-25	40	14	14	10	14	32	-24	54	24
NL		10	4	53	5	25	-8	8	1	4	63	9	33	-7
AT		18	5	39	-3	23	-6	15	3	5	57	2	38	-3
PL		17	7	45	-5	23	-4	7	2	8	62	2	30	-2
PT		15	5	54	-5	18	-4	5	2	8	69	0	23	-2
RO		14	-5	38	-3	29	4	11	2	8	52	-8	40	6
SI		7	3	25	-3	46	0	17	-1	5	32	0	63	-1
SK		11	7	40	-3	31	-5	12	4	6	51	4	43	-1
FI		4	0	38	-6	42	5	16	9	0	42	-6	58	14
SE		7	-1	54	2	28	6	8	-1	3	61	1	36	5





























QB1.2 Please tell me to what extent you agree or disagree with each of the following statements.

EU citizens' voice should be more taken into account for decisions relating to the future of Europe (%)

		Totally agree		Tend to agree		Tend to disagree		Totally disagree		Don't know	Total 'Agree'		Total 'Disagree'		
		Sum.2020	Diff. Sum.2020 - Aut.2019	Sum.2020	Diff. Sum.2020 - Aut.2019	Sum.2020	Diff. Sum.2020 - Aut.2019	Sum.2020	Diff. Sum.2020 - Aut.2019		Sum.2020	Sum.2020	Diff. Sum.2020 - Aut.2019	Sum.2020	Diff. Sum.2020 - Aut.2019
EU27		45	6	42	-2	7	-2	2	-1	4	87	4	9	-3	
EU28-UK		45	4	42	-2	7	-2	2	0	4	87	2	9	-2	
EURO AREA		46	4	42	-1	6	-2	2	-1	4	88	3	8	-3	
NON-EURO AREA		42	9	45	-2	7	-3	2	-1	4	87	7	9	-4	
BE		38	1	53	-1	6	-1	1	0	2	91	0	7	-1	
BG		59	12	33	-8	3	0	1	-2	4	92	4	4	-2	
CZ		44	0	43	0	8	0	2	0	3	87	0	10	0	
DK		37	1	47	2	9	-3	2	0	5	84	3	11	-3	
DE		49	5	40	-3	6	-2	2	0	3	89	2	8	-2	
EE		37	1	55	4	8	2	0	-1	0	92	5	8	1	
IE		42	12	52	-5	6	1	0	-1	0	94	7	6	0	
EL		67	7	28	-1	4	-3	1	-2	0	95	6	5	-5	
ES		53	5	37	-5	4	-2	1	1	5	90	0	5	-1	
FR		45	3	44	0	4	-1	2	-1	5	89	3	6	-2	
HR		50	10	39	-11	7	0	1	-1	3	89	-1	8	-1	
IT		38	3	42	1	10	-4	5	0	5	80	4	15	-4	
CY		67	2	26	-3	3	1	1	-2	3	93	-1	4	-1	
LV		52	5	38	-6	6	1	1	0	3	90	-1	7	1	
LT		48	-4	42	0	4	2	1	0	5	90	-4	5	2	
LU		45	6	47	-2	6	0	2	0	0	92	4	8	0	
HU		42	4	48	2	6	-6	1	-1	3	90	6	7	-7	
MT		63	30	22	-34	1	-1	1	1	13	85	-4	2	0	
NL		36	-2	42	2	17	0	3	0	2	78	0	20	0	
AT		44	1	39	0	11	0	5	0	1	83	1	16	0	
PL		40	6	50	-4	4	-2	2	0	4	90	2	6	-2	
PT		40	6	53	-8	2	0	0	0	5	93	-2	2	0	
RO		38	4	41	-4	14	-1	2	0	5	79	0	16	-1	
SI		57	3	33	-2	6	0	1	-1	3	90	1	7	-1	
SK		38	10	55	0	5	-6	0	-1	2	93	10	5	-7	
FI		32	-5	59	11	7	-2	2	1	0	91	6	9	-1	
SE		38	-4	45	7	12	0	2	-1	3	83	3	14	-1	


































QB1.3 Please tell me to what extent you agree or disagree with each of the following statements.

All EU Member States should respect the core values of the EU, such as fundamental rights and democracy (%)

		Totally agree		Tend to agree		Tend to disagree		Totally disagree		Don't know	Total 'Agree'		Total 'Disagree'	
		Sum.2020	Diff. Sum.2020 - Aut.2019	Sum.2020	Diff. Sum.2020 - Aut.2019	Sum.2020	Diff. Sum.2020 - Aut.2019	Sum.2020	Diff. Sum.2020 - Aut.2019		Sum.2020	Diff. Sum.2020 - Aut.2019	Sum.2020	Diff. Sum.2020 - Aut.2019
EU27		59	8	32	-3	4	-3	2	0	3	91	5	6	-3
EU28-UK		59	6	32	-3	4	-2	2	0	3	91	3	6	-2
EURO AREA		60	4	31	-2	4	-1	2	0	3	91	2	6	-1
NON-EURO AREA		55	12	33	-6	7	-1	2	-1	3	88	6	9	-2
BE		53	2	42	0	3	-1	1	-1	1	95	2	4	-2
BG		55	9	31	-5	6	0	2	-1	6	86	4	8	-1
CZ		49	-4	39	4	8	0	1	-1	3	88	0	9	-1
DK		72	5	22	-2	3	-3	1	0	2	94	3	4	-3
DE		75	3	22	0	1	-2	1	1	1	97	3	2	-1
EE		53	0	40	1	5	2	2	1	0	93	1	7	3
IE		65	28	31	-21	3	-1	1	0	0	96	7	4	-1
EL		65	7	27	-5	5	-3	2	1	1	92	2	7	-2
ES		57	3	33	-3	4	-1	0	-1	6	90	0	4	-2
FR		57	2	35	2	1	-2	1	-1	6	92	4	2	-3
HR		60	14	31	-15	5	-1	2	1	2	91	-1	7	0
IT		44	8	36	-5	10	-2	5	0	5	80	3	15	-2
CY		75	5	20	-3	3	1	0	-3	2	95	2	3	-2
LV		61	3	32	-3	4	1	1	0	2	93	0	5	1
LT		57	3	37	-1	2	0	0	-1	4	94	2	2	-1
LU		77	14	19	-13	3	1	1	0	0	96	1	4	1
HU		53	13	37	-6	5	-7	2	-1	3	90	7	7	-8
MT		69	27	16	-31	1	-1	1	1	13	85	-4	2	0
NL		75	-4	22	5	1	-1	0	-1	2	97	1	1	-2
AT		53	3	35	-2	7	-2	4	2	1	88	1	11	0
PL		52	17	37	-15	5	-3	3	2	3	89	2	8	-1
PT		47	10	43	-13	5	3	0	0	5	90	-3	5	3
RO		44	9	35	-5	14	-3	2	-1	5	79	4	16	-4
SI		68	2	24	-3	5	1	1	0	2	92	-1	6	1
SK		45	17	48	-5	4	-7	1	-1	2	93	12	5	-8
FI		69	-8	25	7	3	1	3	3	0	94	-1	6	4
SE		87	0	9	0	2	1	1	0	1	96	0	3	1





























QB2.1 What is your opinion on each of the following statements? Please tell me for each statement, whether you are for it or against it.

A European economic and monetary union with one single currency, the euro (%)

		For		Against		Refusal (SPONTANEOUS)		Don't know
		Sum.2020	Diff. Sum.2020 - Aut.2019	Sum.2020	Diff. Sum.2020 - Aut.2019	Sum.2020	Diff. Sum.2020 - Aut.2019	
EU27		67	5	25	-4	2	-1	6
EU28-UK		67	0	25	0	2	-1	6
EURO AREA		75	-1	17	-1	2	0	6
NON-EURO AREA		39	5	50	-1	3	-1	8
BE		85	2	13	-2	1	0	1
BG		36	-3	43	2	5	2	16
CZ		21	-6	71	3	2	1	6
DK		28	-1	64	2	1	-1	7
DE		82	0	12	-1	1	-1	5
EE		87	2	13	8	0	-2	0
IE		91	4	9	2	0	-1	0
EL		75	5	20	-6	2	0	3
ES		83	1	9	-4	3	2	5
FR		72	0	20	-1	1	0	7
HR		47	-3	46	2	2	0	5
IT		60	-1	26	-2	5	0	9
CY		75	-7	19	4	1	-1	5
CY (tcc)		45	1	40	-2	7	2	8
LV		85	2	9	-1	1	1	5
LT		74	1	17	-3	2	0	7
LU		90	5	10	3	0	-1	0
HU		63	3	29	-1	2	-2	6
MT		74	-4	10	1	2	-1	14
NL		76	-5	19	4	1	0	4
AT		68	-3	25	3	3	1	4
PL		33	0	54	3	4	-2	9
PT		82	-2	10	-3	1	1	7
RO		57	1	31	2	3	-5	9
SI		89	2	8	-1	1	0	2
SK		83	2	12	2	1	-2	4
FI		74	-7	25	12	0	-1	1
SE		26	-1	71	5	0	-1	3
AL		90	12	8	-9	1	-4	1
MK		67	3	20	-2	4	0	9
ME		64	-12	28	7	2	1	6
RS		49	0	37	2	4	-2	10
TR		33	4	56	8	4	2	7





























QB2.2 What is your opinion on each of the following statements? Please tell me for each statement, whether you are for it or against it.

A digital single market within the EU (%)

		For		Against		Refusal (SPONTANEOUS)		Don't know
		Sum.2020	Diff. Sum.2020 - Aut.2019	Sum.2020	Diff. Sum.2020 - Aut.2019	Sum.2020	Diff. Sum.2020 - Aut.2019	
EU27		61	4	20	-1	3	-1	16
EU28-UK		61	1	20	0	3	-1	16
EURO AREA		62	1	19	0	3	-1	16
NON-EURO AREA		56	6	25	1	4	-1	15
BE		70	2	19	-3	5	2	6
BG		42	-6	24	6	5	2	29
CZ		39	-15	37	8	3	0	21
DK		54	-1	25	4	2	-1	19
DE		69	0	15	0	2	-2	14
EE		89	15	11	5	0	-2	0
IE		79	10	20	9	0	-3	1
EL		67	-5	18	0	3	2	12
ES		63	-2	9	-3	4	1	24
FR		52	2	25	1	2	-1	21
HR		66	-3	23	1	3	0	8
IT		55	-1	27	-1	4	-1	14
CY		70	-4	12	-1	2	0	16
LV		77	6	8	-1	1	0	14
LT		77	4	4	-2	3	1	16
LU		80	23	19	8	0	-2	1
HU		69	-1	18	1	3	-1	10
MT		67	9	6	-5	3	-1	24
NL		61	5	22	-1	2	0	15
AT		57	-1	28	0	5	2	10
PL		61	-1	19	2	5	-1	15
PT		70	10	7	-5	1	0	22
RO		53	-3	30	5	4	-4	13
SI		76	-2	14	2	1	-1	9
SK		64	-2	21	3	2	-1	13
FI		76	21	22	8	0	-2	2
SE		52	15	33	6	1	0	14

QB2.3 What is your opinion on each of the following statements? Please tell me for each statement, whether you are for it or against it.





























The creation of a European public-private fund (with funding from both public authorities and private companies) in order to support SMEs (%)

		For		Against		Refusal (SPONTANEOUS)		Don't know
		Sum.2020	Diff. Sum.2020 - Aut.2019	Sum.2020	Diff. Sum.2020 - Aut.2019	Sum.2020	Diff. Sum.2020 - Aut.2019	
EU27		67	3	18	-1	3	0	12
EU28-UK		67	1	18	-1	3	0	12
EURO AREA		68	0	18	0	2	-1	12
NON-EURO AREA		64	8	21	-1	3	-1	12
BE		73	-1	17	-2	4	2	6
BG		65	-1	10	2	3	1	22
CZ		57	-9	26	4	3	1	14
DK		54	5	32	1	2	-1	12
DE		71	1	17	2	2	-2	10
EE		79	13	21	12	0	-3	0
IE		84	9	16	7	0	-3	0
EL		58	-6	30	5	4	1	8
ES		77	-1	5	-7	3	2	15
FR		68	-2	18	1	1	-1	13
HR		66	1	20	-1	3	-1	11
IT		57	0	23	-1	4	-2	16
CY		63	-8	24	2	2	-1	11
LV		79	3	7	-1	1	0	13
LT		69	5	5	-2	3	1	23
LU		83	18	17	5	0	-3	0
HU		72	4	16	-3	3	-2	9
MT		75	-1	3	-1	2	-1	20
NL		57	0	32	2	2	1	9
AT		60	-2	29	2	4	1	7
PL		67	3	15	-2	5	0	13
PT		80	-1	4	-2	1	0	15
RO		61	1	26	1	3	-2	10
SI		76	-3	13	2	2	0	9
SK		60	-1	21	4	2	-2	17
FI		59	5	40	19	0	-2	1
SE		59	12	36	-1	0	0	5

QB2.4 What is your opinion on each of the following statements? Please tell me for each statement, whether you are for it or against it.





























Implementation of new measures at the EU level to improve gender equality in the workplace (e.g. pay-transparency measures or quotas to improve gender balance in management and leading positions)

(%)

		For		Against		Refusal (SPONTANEOUS)		Don't know
		Sum.2020	Diff. Sum.2020 - Aut.2019	Sum.2020	Diff. Sum.2020 - Aut.2019	Sum.2020	Diff. Sum.2020 - Aut.2019	
EU27		78	0	13	0	2	0	7
EU28-UK		78	-1	13	0	2	0	7
EURO AREA		79	-2	12	1	2	0	7
NON-EURO AREA		71	0	18	2	3	0	8
BE		88	2	9	0	2	0	1
BG		72	-2	10	2	4	1	14
CZ		67	-4	20	0	3	2	10
DK		75	7	20	-4	1	-2	4
DE		79	0	13	0	2	-1	6
EE		67	1	33	20	0	-3	0
IE		82	-3	18	12	0	-2	0
EL		86	-3	9	1	2	1	3
ES		84	-6	5	0	2	1	9
FR		87	0	7	0	1	0	5
HR		76	-3	16	0	2	0	6
IT		66	-1	19	-1	4	-1	11
CY		87	-8	7	3	2	2	4
LV		81	2	10	1	1	-1	8
LT		82	0	5	-1	3	2	10
LU		83	-5	17	12	0	-1	0
HU		80	4	12	-4	3	-2	5
MT		85	3	1	-3	0	-2	14
NL		85	-1	12	1	1	0	2
AT		71	2	21	-2	4	1	4
PL		72	0	14	-1	4	0	10
PT		91	-4	1	-2	1	1	7
RO		62	-4	25	3	3	-2	10
SI		85	2	10	-1	1	-1	4
SK		78	1	13	3	2	-1	7
FI		69	-9	31	17	0	-1	0
SE		72	-1	26	4	0	0	2

QB2.5 What is your opinion on each of the following statements? Please tell me for each statement, whether you are for it or against it.





























The insurance that every new trade agreement concluded by the EU will have the highest standards of climate, environmental and labour protection (%)

		For		Against		Refusal (SPONTANEOUS)		Don't know
		Sum.2020	Diff. Sum.2020 - Aut.2019	Sum.2020	Diff. Sum.2020 - Aut.2019	Sum.2020	Diff. Sum.2020 - Aut.2019	
EU27		81	1	10	-1	2	0	7
EU28-UK		81	0	10	-1	2	0	7
EURO AREA		82	0	9	-1	2	0	7
NON-EURO AREA		78	5	13	0	2	-2	7
BE		89	1	7	-1	2	1	2
BG		74	-2	7	2	3	1	16
CZ		69	-10	19	7	2	0	10
DK		86	5	10	-4	1	0	3
DE		84	-1	9	1	2	0	5
EE		86	8	14	7	0	-3	0
IE		95	10	4	-2	0	-2	1
EL		89	-1	8	1	1	0	2
ES		83	-7	4	-1	3	3	10
FR		84	0	8	0	1	0	7
HR		79	-3	13	0	2	1	6
IT		71	1	16	-3	4	0	9
CY		89	-5	5	2	1	0	5
LV		83	0	7	-1	1	0	9
LT		87	0	3	0	1	0	9
LU		91	3	9	6	0	-1	0
HU		84	5	10	-5	2	-1	4
MT		84	1	1	-2	0	-2	15
NL		86	1	11	0	0	-2	3
AT		75	2	20	-2	2	0	3
PL		80	7	11	-2	3	-3	6
PT		86	-4	4	1	1	1	9
RO		68	0	21	0	2	-2	9
SI		88	-1	8	2	1	-1	3
SK		86	4	7	0	2	-1	5
FI		74	-6	26	14	0	0	0
SE		91	3	8	0	0	0	1

QB3.1 For each of the following statements, please tell me whether you totally agree, tend to agree, tend to disagree or totally disagree.

Measures to reduce the public deficit and debt in (OUR COUNTRY) cannot be delayed (%)





























(IF 'SPLIT A')

		Totally agree		Tend to agree		Tend to disagree		Totally disagree		Don't know	Total 'Agree'		Total 'Disagree'	
		Sum.2020	Diff. Sum.2020 - Aut.2019	Sum.2020	Diff. Sum.2020 - Aut.2019	Sum.2020	Diff. Sum.2020 - Aut.2019	Sum.2020	Diff. Sum.2020 - Aut.2019		Sum.2020	Diff. Sum.2020 - Aut.2019	Sum.2020	Diff. Sum.2020 - Aut.2019
EU27		31	-4	36	-1	17	4	6	2	10	67	-5	23	6
EU28-UK		31	-4	36	-1	17	4	6	1	10	67	-5	23	5
EURO AREA		31	-5	34	-2	19	5	7	2	9	65	-7	26	7
NON-EURO AREA		33	0	41	2	12	0	4	1	10	74	2	16	1
BE		24	-15	54	7	15	6	3	1	4	78	-8	18	7
BG		33	5	26	-9	11	1	6	0	24	59	-4	17	1
CZ		32	-8	42	1	15	4	2	0	9	74	-7	17	4
DK		30	-2	40	1	16	0	4	2	10	70	-1	20	2
DE		24	-9	36	2	22	2	7	4	11	60	-7	29	6
EE		25	4	53	20	19	5	3	-2	0	78	24	22	3
IE		23	-18	38	-1	33	22	5	3	1	61	-19	38	25
EL		21	-6	24	-15	31	12	19	9	5	45	-21	50	21
ES		40	-7	26	-7	12	4	6	4	16	66	-14	18	8
FR		23	-4	35	-2	20	7	7	0	15	58	-6	27	7
HR		51	-6	35	5	8	-1	2	0	4	86	-1	10	-1
IT		48	2	30	2	11	-1	7	-2	4	78	4	18	-3
CY		43	-2	35	10	11	-3	5	-1	6	78	8	16	-4
LV		41	-3	36	1	8	0	4	0	11	77	-2	12	0
LT		30	-8	40	1	14	6	3	1	13	70	-7	17	7
LU		17	-7	56	16	21	7	6	0	0	73	9	27	7
HU		45	2	35	-2	9	-2	3	2	8	80	0	12	0
MT		32	4	29	-7	16	3	1	-6	22	61	-3	17	-3
NL		15	-6	32	-12	39	14	11	6	3	47	-18	50	20
AT		26	-7	36	-10	26	13	9	6	3	62	-17	35	19
PL		33	2	45	-2	8	0	2	1	12	78	0	10	1
PT		29	2	45	-9	15	6	2	-2	9	74	-7	17	4
RO		27	-6	40	-1	16	1	6	3	11	67	-7	22	4
SI		51	3	33	-5	11	4	1	-1	4	84	-2	12	3
SK		30	-4	54	8	7	0	2	0	7	84	4	9	0
FI		28	1	48	1	20	8	3	1	1	76	2	23	9
SE		32	-4	46	7	16	3	4	-2	2	78	3	20	1

QB3.2 For each of the following statements, please tell me whether you totally agree, tend to agree, tend to disagree or totally disagree.


































Measures to reduce the public deficit and debt in (OUR COUNTRY) are not a priority for now (%)

(IF 'SPLIT B')

		Totally agree		Tend to agree		Tend to disagree		Totally disagree		Don't know	Total 'Agree'		Total 'Disagree'	
		Sum.2020	Diff. Sum.2020 - Aut.2019	Sum.2020	Diff. Sum.2020 - Aut.2019	Sum.2020	Diff. Sum.2020 - Aut.2019	Sum.2020	Diff. Sum.2020 - Aut.2019		Sum.2020	Diff. Sum.2020 - Aut.2019	Sum.2020	Diff. Sum.2020 - Aut.2019
		EU27		21	3	37	5	22	-3		12	-3	8	58
EU28-UK		21	3	37	5	22	-3	12	-4	8	58	8	34	-7
EURO AREA		21	5	36	5	22	-5	13	-5	8	57	10	35	-10
NON-EURO AREA		22	0	37	4	20	-3	10	0	11	59	4	30	-3
BE		16	3	45	6	28	0	8	-9	3	61	9	36	-9
BG		24	0	28	-1	16	1	9	2	23	52	-1	25	3
CZ		18	-3	37	9	25	-2	14	-2	6	55	6	39	-4
DK		23	0	40	4	16	-1	12	7	9	63	4	28	6
DE		26	8	40	6	18	-7	7	-6	9	66	14	25	-13
EE		22	10	52	14	21	3	4	-1	1	74	24	25	2
IE		24	-2	52	22	19	-4	5	-8	0	76	20	24	-12
EL		37	16	34	4	18	-8	9	-9	2	71	20	27	-17
ES		22	3	29	5	20	-5	18	-1	11	51	8	38	-6
FR		15	3	35	9	28	-4	12	-9	10	50	12	40	-13
HR		19	-1	30	3	26	4	22	-6	3	49	2	48	-2
IT		16	0	31	4	24	2	23	-7	6	47	4	47	-5
CY		22	5	29	12	19	-13	15	-12	15	51	17	34	-25
LV		21	0	34	10	26	-3	8	-5	11	55	10	34	-8
LT		26	1	42	7	14	-6	4	0	14	68	8	18	-6
LU		13	0	59	22	21	-4	7	-3	0	72	22	28	-7
HU		30	0	43	7	14	-4	3	-2	10	73	7	17	-6
MT		12	-1	39	6	22	-3	9	-2	18	51	5	31	-5
NL		30	14	46	2	16	-12	6	-1	2	76	16	22	-13
AT		18	3	43	5	26	0	11	-5	2	61	8	37	-5
PL		20	6	37	-7	19	-5	11	4	13	57	-1	30	-1
PT		11	2	26	0	35	-9	20	6	8	37	2	55	-3
RO		22	-7	35	3	21	-1	10	1	12	57	-4	31	0
SI		42	12	34	-5	12	-6	4	-1	8	76	7	16	-7
SK		18	-2	45	6	18	-4	10	1	9	63	4	28	-3
FI		25	3	53	10	17	-5	5	2	0	78	13	22	-3
SE		26	0	45	11	21	2	6	-8	2	71	11	27	-6





























QB3.3 For each of the following statements, please tell me whether you totally agree, tend to agree, tend to disagree or totally disagree.

The EU has sufficient power and tools to defend the economic interests of Europe in the global economy
(%)

		Totally agree		Tend to agree		Tend to disagree		Totally disagree		Don't know	Total 'Agree'		Total 'Disagree'	
		Sum.2020	Diff. Sum.2020 - Aut.2019	Sum.2020	Diff. Sum.2020 - Aut.2019	Sum.2020	Diff. Sum.2020 - Aut.2019	Sum.2020	Diff. Sum.2020 - Aut.2019		Sum.2020	Diff. Sum.2020 - Aut.2019	Sum.2020	Diff. Sum.2020 - Aut.2019
EU27		25	1	43	0	18	1	5	0	9	68	1	23	1
EU28-UK		25	0	43	-1	18	1	5	0	9	68	-1	23	1
EURO AREA		23	-1	44	1	19	1	5	-1	9	67	0	24	0
NON-EURO AREA		30	5	43	0	15	-1	3	0	9	73	5	18	-1
BE		18	0	49	0	23	-1	4	1	6	67	0	27	0
BG		42	1	34	-4	8	2	3	2	13	76	-3	11	4
CZ		16	-4	48	4	19	-2	5	0	12	64	0	24	-2
DK		17	0	46	0	20	2	3	0	14	63	0	23	2
DE		23	-1	42	-4	21	2	6	1	8	65	-5	27	3
EE		12	-3	52	8	32	11	4	0	0	64	5	36	11
IE		20	-14	63	17	16	8	1	0	0	83	3	17	8
EL		36	0	44	1	11	-3	4	1	5	80	1	15	-2
ES		33	3	45	1	10	-3	2	0	10	78	4	12	-3
FR		15	-1	41	3	27	2	5	-3	12	56	2	32	-1
HR		33	1	45	1	15	-1	3	1	4	78	2	18	0
IT		25	-1	42	2	16	0	8	1	9	67	1	24	1
CY		38	-4	36	1	11	-3	4	0	11	74	-3	15	-3
CY (tcc)		36	-2	24	3	13	-1	10	0	17	60	1	23	-1
LV		29	2	42	-3	16	1	4	1	9	71	-1	20	2
LT		28	-3	50	-1	11	3	1	-1	10	78	-4	12	2
LU		14	-7	47	2	36	16	3	0	0	61	-5	39	16
HU		35	-4	41	2	14	0	3	0	7	76	-2	17	0
MT		44	13	33	-12	5	-2	1	1	17	77	1	6	-1
NL		14	-2	47	-2	24	-1	5	1	10	61	-4	29	0
AT		25	-4	43	5	20	5	8	-4	4	68	1	28	1
PL		36	5	39	-7	13	1	3	1	9	75	-2	16	2
PT		30	2	52	-8	4	2	2	2	12	82	-6	6	4
RO		30	-6	41	-1	17	2	3	1	9	71	-7	20	3
SI		32	1	39	-2	20	1	5	0	4	71	-1	25	1
SK		25	5	50	1	16	2	3	0	6	75	6	19	2
FI		9	-5	48	-1	38	15	5	3	0	57	-6	43	18
SE		11	-6	58	15	23	2	5	-2	3	69	9	28	0
AL		16	1	65	-10	17	8	2	1	0	81	-9	19	9
MK		42	3	34	-1	10	1	6	-1	8	76	2	16	0
ME		30	-27	38	18	15	2	12	6	5	68	-9	27	8
RS		18	-6	43	-2	21	6	8	0	10	61	-8	29	6
TR		24	1	33	4	26	1	12	-3	5	57	5	38	-2


































QB3.4 For each of the following statements, please tell me whether you totally agree, tend to agree, tend to disagree or totally disagree.

Public money should be used to stimulate private sector investment at EU level (%)

		Totally agree		Tend to agree		Tend to disagree		Totally disagree		Don't know	Total 'Agree'		Total 'Disagree'	
		Sum.2020	Diff. Sum.2020 - Aut.2019	Sum.2020	Diff. Sum.2020 - Aut.2019	Sum.2020	Diff. Sum.2020 - Aut.2019	Sum.2020	Diff. Sum.2020 - Aut.2019		Sum.2020	Diff. Sum.2020 - Aut.2019	Sum.2020	Diff. Sum.2020 - Aut.2019
EU27		25	2	41	5	17	-3	7	-2	10	66	7	24	-5
EU28-UK		25	1	41	3	17	-2	7	-1	10	66	4	24	-3
EURO AREA		24	1	41	3	17	-3	8	0	10	65	4	25	-3
NON-EURO AREA		27	5	41	8	17	-4	5	-5	10	68	13	22	-9
BE		18	0	48	1	23	2	5	-3	6	66	1	28	-1
BG		37	4	36	1	8	0	4	-1	15	73	5	12	-1
CZ		19	-1	42	1	23	2	4	-4	12	61	0	27	-2
DK		16	2	35	7	24	-3	10	-3	15	51	9	34	-6
DE		25	-2	44	-1	15	0	7	2	9	69	-3	22	2
EE		10	-1	52	12	32	13	6	1	0	62	11	38	14
IE		12	-23	49	18	31	13	7	1	1	61	-5	38	14
EL		45	3	40	1	8	-2	3	-2	4	85	4	11	-4
ES		30	7	34	4	12	-6	10	-6	14	64	11	22	-12
FR		11	0	38	6	24	-3	13	0	14	49	6	37	-3
HR		39	5	46	0	9	-3	2	-1	4	85	5	11	-4
IT		31	-1	43	4	13	-3	5	0	8	74	3	18	-3
CY		51	1	33	0	8	-1	2	-1	6	84	1	10	-2
LV		28	1	39	2	19	2	3	-2	11	67	3	22	0
LT		25	1	46	5	13	-3	4	-3	12	71	6	17	-6
LU		12	-7	55	11	26	12	7	0	0	67	4	33	12
HU		38	0	39	-1	13	1	3	-2	7	77	-1	16	-1
MT		41	6	39	0	4	-2	1	0	15	80	6	5	-2
NL		8	-1	30	1	41	3	14	1	7	38	0	55	4
AT		29	3	37	-3	19	1	10	2	5	66	0	29	3
PL		33	4	46	0	9	-3	3	1	9	79	4	12	-2
PT		28	2	50	6	4	-12	3	0	15	78	8	7	-12
RO		24	-7	39	3	22	1	5	0	10	63	-4	27	1
SI		37	4	40	-3	13	0	4	0	6	77	1	17	0
SK		25	8	48	1	16	-1	4	-1	7	73	9	20	-2
FI		8	-4	45	13	38	6	8	2	1	53	9	46	8
SE		7	-3	36	11	35	3	19	-5	3	43	8	54	-2

QB3.5 For each of the following statements, please tell me whether you totally agree, tend to agree, tend to disagree or totally disagree.




























Globalisation is an opportunity for economic growth (%)

		Totally agree		Tend to agree		Tend to disagree		Totally disagree		Don't know	Total 'Agree'		Total 'Disagree'	
		Sum.2020	Diff. Sum.2020 - Aut.2019	Sum.2020	Diff. Sum.2020 - Aut.2019	Sum.2020	Diff. Sum.2020 - Aut.2019	Sum.2020	Diff. Sum.2020 - Aut.2019		Sum.2020	Diff. Sum.2020 - Aut.2019	Sum.2020	Diff. Sum.2020 - Aut.2019
EU27		21	-2	40	0	19	2	9	2	11	61	-2	28	4
EU28-UK		21	-2	40	0	19	2	9	1	11	61	-2	28	3
EURO AREA		20	-3	40	0	20	3	9	1	11	60	-3	29	4
NON-EURO AREA		25	1	40	0	17	2	6	0	12	65	1	23	2
BE		13	-5	52	2	23	3	8	2	4	65	-3	31	5
BG		22	-3	34	0	13	1	9	4	22	56	-3	22	5
CZ		12	-1	35	2	29	-3	10	-1	14	47	1	39	-4
DK		39	-3	38	2	10	2	3	1	10	77	-1	13	3
DE		30	0	43	-1	15	1	5	1	7	73	-1	20	2
EE		11	-4	51	14	28	9	10	4	0	62	10	38	13
IE		16	-25	56	17	23	15	5	3	0	72	-8	28	18
EL		14	-2	26	-1	28	-2	24	2	8	40	-3	52	0
ES		21	-4	38	1	10	-1	7	0	24	59	-3	17	-1
FR		10	-3	36	0	28	4	14	1	12	46	-3	42	5
HR		32	2	42	-2	16	1	3	-1	7	74	0	19	0
IT		16	-4	38	1	23	0	14	3	9	54	-3	37	3
CY		25	-1	28	1	17	-4	16	1	14	53	0	33	-3
CY (tcc)		39	13	21	-12	11	-5	9	-3	20	60	1	20	-8
LV		26	1	42	2	15	0	4	0	13	68	3	19	0
LT		24	2	35	-4	14	0	4	2	23	59	-2	18	2
LU		18	3	47	5	30	11	5	-5	0	65	8	35	6
HU		35	-2	42	4	13	0	3	-4	7	77	2	16	-4
MT		43	15	34	-13	4	-5	0	-2	19	77	2	4	-7
NL		26	1	45	-5	18	3	5	2	6	71	-4	23	5
AT		20	0	35	-1	30	6	10	-2	5	55	-1	40	4
PL		24	2	42	-5	16	1	5	1	13	66	-3	21	2
PT		27	-1	50	-1	8	4	1	0	14	77	-2	9	4
RO		19	-5	38	-1	22	1	8	2	13	57	-6	30	3
SI		31	-1	37	-2	19	4	6	0	7	68	-3	25	4
SK		17	1	41	2	23	2	9	2	10	58	3	32	4
FI		16	-13	58	14	21	9	4	2	1	74	1	25	11
SE		33	-2	45	5	15	4	5	-2	2	78	3	20	2
AL		11	4	61	4	21	-12	6	3	1	72	8	27	-9
MK		34	4	31	0	11	0	8	-3	16	65	4	19	-3
ME		20	-19	33	5	24	4	14	6	9	53	-14	38	10
RS		13	-5	33	-3	25	4	11	-1	18	46	-8	36	3
TR		20	2	29	3	26	-3	17	1	8	49	5	43	-2

QB3.6 For each of the following statements, please tell me whether you totally agree, tend to agree, tend to disagree or totally disagree.

Measures to reduce youth unemployment in (OUR COUNTRY) cannot be delayed (%)





























(IF 'SPLIT A')

		Totally agree		Tend to agree		Tend to disagree		Totally disagree		Don't know	Total 'Agree'		Total 'Disagree'	
		Sum.2020	Diff. Sum.2020 - Aut.2019	Sum.2020	Diff. Sum.2020 - Aut.2019	Sum.2020	Diff. Sum.2020 - Aut.2019	Sum.2020	Diff. Sum.2020 - Aut.2019		Sum.2020	Diff. Sum.2020 - Aut.2019	Sum.2020	Diff. Sum.2020 - Aut.2019
EU27		57	1	31	0	6	0	2	0	4	88	1	8	0
EU28-UK		57	0	31	1	6	-1	2	0	4	88	1	8	-1
EURO AREA		59	0	30	1	5	-1	2	0	4	89	1	7	-1
NON-EURO AREA		52	3	35	0	7	0	2	0	4	87	3	9	0
BE		41	-16	50	13	6	2	1	0	2	91	-3	7	2
BG		64	-1	25	2	3	0	2	0	6	89	1	5	0
CZ		38	0	43	4	12	-1	3	-2	4	81	4	15	-3
DK		68	12	26	-5	3	-4	1	-1	2	94	7	4	-5
DE		58	-1	29	2	7	-2	1	-1	5	87	1	8	-3
EE		47	2	47	6	5	1	1	0	0	94	8	6	1
IE		50	-14	45	19	5	1	0	-1	0	95	5	5	0
EL		80	6	17	-5	2	0	0	-1	1	97	1	2	-1
ES		68	1	25	-1	1	-2	1	-1	5	93	0	2	-3
FR		54	-1	35	4	4	0	2	0	5	89	3	6	0
HR		69	-1	23	0	5	1	2	0	1	92	-1	7	1
IT		60	0	23	-1	9	1	4	0	4	83	-1	13	1
CY		84	4	13	-2	1	0	0	-2	2	97	2	1	-2
LV		73	6	22	-3	3	-2	0	0	2	95	3	3	-2
LT		62	-8	31	6	3	1	1	1	3	93	-2	4	2
LU		56	7	35	1	9	-1	0	-2	0	91	8	9	-3
HU		55	2	34	2	6	-3	1	-1	4	89	4	7	-4
MT		46	0	34	-3	4	-2	0	-1	16	80	-3	4	-3
NL		47	6	39	-4	10	-2	3	1	1	86	2	13	-1
AT		56	4	33	-4	8	0	2	1	1	89	0	10	1
PL		48	6	40	-3	4	-2	3	1	5	88	3	7	-1
PT		57	1	39	-2	1	0	0	0	3	96	-1	1	0
RO		44	1	33	0	16	1	2	-2	5	77	1	18	-1
SI		73	5	21	-3	3	0	1	0	2	94	2	4	0
SK		50	3	40	-1	7	4	1	0	2	90	2	8	4
FI		54	-11	40	12	5	2	0	0	1	94	1	5	2
SE		70	2	24	0	5	2	1	-2	0	94	2	6	0

QB3.7 For each of the following statements, please tell me whether you totally agree, tend to agree, tend to disagree or totally disagree.





























Measures to reduce youth unemployment at EU level cannot be delayed (%)

(IF 'SPLIT B')

		Totally agree		Tend to agree		Tend to disagree		Totally disagree		Don't know	Total 'Agree'		Total 'Disagree'	
		Sum.2020	Diff. Sum.2020 - Aut.2019	Sum.2020	Diff. Sum.2020 - Aut.2019	Sum.2020	Diff. Sum.2020 - Aut.2019	Sum.2020	Diff. Sum.2020 - Aut.2019		Sum.2020	Diff. Sum.2020 - Aut.2019	Sum.2020	Diff. Sum.2020 - Aut.2019
EU27		52	2	35	0	7	0	2	0	4	87	2	9	0
EU28-UK		52	1	35	0	7	0	2	0	4	87	1	9	0
EURO AREA		55	1	34	1	6	0	2	0	3	89	2	8	0
NON-EURO AREA		45	4	37	-1	9	0	3	1	6	82	3	12	1
BE		43	-5	48	7	6	0	2	0	1	91	2	8	0
BG		61	2	26	0	5	2	1	0	7	87	2	6	2
CZ		33	-5	45	5	13	2	1	-4	8	78	0	14	-2
DK		57	2	32	-1	5	0	1	0	5	89	1	6	0
DE		59	-5	30	2	5	1	1	1	5	89	-3	6	2
EE		31	-10	61	20	7	1	1	1	0	92	10	8	2
IE		47	-8	44	8	8	4	1	0	0	91	0	9	4
EL		77	6	18	-6	3	0	1	0	1	95	0	4	0
ES		64	4	28	-1	3	-1	1	0	4	92	3	4	-1
FR		45	3	43	-1	6	0	2	1	4	88	2	8	1
HR		66	6	23	-7	7	2	4	1	0	89	-1	11	3
IT		56	4	31	2	7	-4	2	-3	4	87	6	9	-7
CY		76	-3	17	0	3	1	2	1	2	93	-3	5	2
LV		59	-4	33	4	3	-1	1	1	4	92	0	4	0
LT		61	-1	31	0	3	0	1	0	4	92	-1	4	0
LU		61	2	37	5	2	-1	0	-1	0	98	7	2	-2
HU		54	4	37	-3	5	-2	0	-1	4	91	1	5	-3
MT		54	7	31	-11	3	2	0	-1	12	85	-4	3	1
NL		39	5	38	-5	15	-1	3	1	5	77	0	18	0
AT		48	-2	36	-1	12	5	3	0	1	84	-3	15	5
PL		42	8	40	-4	7	-5	3	1	8	82	4	10	-4
PT		60	7	37	-7	1	0	0	0	2	97	0	1	0
RO		36	-4	38	-1	16	2	3	0	7	74	-5	19	2
SI		69	2	24	-1	4	1	1	0	2	93	1	5	1
SK		47	7	42	-5	7	3	2	1	2	89	2	9	4
FI		37	-19	52	14	10	7	1	1	0	89	-5	11	8
SE		50	-2	38	7	8	2	3	-1	1	88	5	11	1





























QB3.8 For each of the following statements, please tell me whether you totally agree, tend to agree, tend to disagree or totally disagree.

Each EU Member State should have a minimum wage for workers (%)

		Totally agree		Tend to agree		Tend to disagree		Totally disagree		Don't know	Total 'Agree'		Total 'Disagree'	
		Sum.2020	Diff. Sum.2020 - Aut.2019	Sum.2020	Diff. Sum.2020 - Aut.2019	Sum.2020	Diff. Sum.2020 - Aut.2019	Sum.2020	Diff. Sum.2020 - Aut.2019		Sum.2020	Diff. Sum.2020 - Aut.2019	Sum.2020	Diff. Sum.2020 - Aut.2019
EU27		56	0	32	1	6	0	2	0	4	88	1	8	0
EU28-UK		56	0	32	0	6	0	2	0	4	88	0	8	0
EURO AREA		58	-1	31	0	5	0	2	0	4	89	-1	7	0
NON-EURO AREA		51	1	33	0	9	1	2	0	5	84	1	11	1
BE		48	-8	43	6	6	3	1	0	2	91	-2	7	3
BG		65	-1	21	-1	4	1	2	1	8	86	-2	6	2
CZ		53	-4	36	4	7	0	1	0	3	89	0	8	0
DK		69	5	21	-2	6	-1	1	-2	3	90	3	7	-3
DE		69	0	23	-1	3	-1	2	1	3	92	-1	5	0
EE		60	10	30	-2	8	0	2	1	0	90	8	10	1
IE		67	0	28	4	3	-1	2	1	0	95	4	5	0
EL		58	0	31	0	6	-1	4	1	1	89	0	10	0
ES		60	-6	29	1	3	0	1	0	7	89	-5	4	0
FR		51	-4	38	4	4	1	2	0	5	89	0	6	1
HR		64	4	27	-1	6	-2	2	1	1	91	3	8	-1
IT		50	3	34	-2	8	-3	3	1	5	84	1	11	-2
CY		81	0	14	0	3	0	1	0	1	95	0	4	0
LV		68	0	24	1	3	0	1	0	4	92	1	4	0
LT		51	-1	33	0	5	0	2	0	9	84	-1	7	0
LU		65	0	30	3	3	0	2	1	0	95	3	5	1
HU		58	2	32	-1	5	-2	1	0	4	90	1	6	-2
MT		62	4	24	-8	0	-3	1	1	13	86	-4	1	-2
NL		65	3	27	-4	4	0	2	0	2	92	-1	6	0
AT		54	9	35	-5	8	-1	2	-1	1	89	4	10	-2
PL		44	5	41	-4	7	-1	2	1	6	85	1	9	0
PT		51	-4	41	2	1	-1	0	-2	7	92	-2	1	-3
RO		44	-1	34	-1	15	0	2	1	5	78	-2	17	1
SI		68	2	20	-3	6	1	4	0	2	88	-1	10	1
SK		47	8	41	-2	8	0	1	0	3	88	6	9	0
FI		42	-12	39	8	14	5	5	4	0	81	-4	19	9
SE		53	-3	23	2	13	3	9	0	2	76	-1	22	3





























QB3.9 For each of the following statements, please tell me whether you totally agree, tend to agree, tend to disagree or totally disagree.

Free market economy should go with high level of social protection (%)

		Totally agree		Tend to agree		Tend to disagree		Totally disagree		Don't know	Total 'Agree'		Total 'Disagree'	
		Sum.2020	Diff. Sum.2020 - Aut.2019	Sum.2020	Diff. Sum.2020 - Aut.2019	Sum.2020	Diff. Sum.2020 - Aut.2019	Sum.2020	Diff. Sum.2020 - Aut.2019		Sum.2020	Diff. Sum.2020 - Aut.2019	Sum.2020	Diff. Sum.2020 - Aut.2019
		EU27		51	0	37	2	5	0		1	0	6	88
EU28-UK		51	-1	37	1	5	0	1	0	6	88	0	6	0
EURO AREA		52	-1	36	1	5	0	1	0	6	88	0	6	0
NON-EURO AREA		47	2	38	2	8	1	2	1	5	85	4	10	2
BE		46	-4	47	4	4	1	0	-1	3	93	0	4	0
BG		66	2	25	0	2	1	0	-1	7	91	2	2	0
CZ		41	-8	44	7	7	-1	2	1	6	85	-1	9	0
DK		57	2	33	3	4	-1	1	0	5	90	5	5	-1
DE		64	-1	30	1	2	-1	1	1	3	94	0	3	0
EE		50	2	44	7	5	2	1	0	0	94	9	6	2
IE		48	-12	46	18	4	1	2	1	0	94	6	6	2
EL		71	-1	24	0	3	1	1	0	1	95	-1	4	1
ES		55	-2	32	2	3	0	0	-1	10	87	0	3	-1
FR		47	-2	40	2	4	2	1	0	8	87	0	5	2
HR		63	4	27	-6	7	1	1	1	2	90	-2	8	2
IT		39	-1	41	1	9	-1	3	1	8	80	0	12	0
CY		80	1	15	-2	2	0	1	1	2	95	-1	3	1
LV		67	0	26	0	2	1	0	0	5	93	0	2	1
LT		61	2	30	1	1	-1	0	0	8	91	3	1	-1
LU		58	1	40	7	2	0	0	-1	0	98	8	2	-1
HU		55	2	37	1	4	-3	0	-1	4	92	3	4	-4
MT		55	4	30	-6	0	-1	0	0	15	85	-2	0	-1
NL		46	-2	41	1	7	2	1	0	5	87	-1	8	2
AT		53	4	36	0	8	-1	1	-3	2	89	4	9	-4
PL		41	1	42	-2	9	2	2	0	6	83	-1	11	2
PT		47	1	42	-5	1	0	0	0	10	89	-4	1	0
RO		40	-3	38	2	14	1	1	-1	7	78	-1	15	0
SI		69	4	22	-4	5	1	1	0	3	91	0	6	1
SK		49	7	40	0	6	-1	1	-1	4	89	7	7	-2
FI		36	-5	49	9	11	2	4	3	0	85	4	15	5
SE		58	-6	33	5	5	1	1	0	3	91	-1	6	1

QB3.10 For each of the following statements, please tell me whether you totally agree, tend to agree, tend to disagree or totally disagree.





























There should be a fair taxation of large technology companies in the EU (%)

		Totally agree		Tend to agree		Tend to disagree		Totally disagree		Don't know	Total 'Agree'		Total 'Disagree'	
		Sum.2020	Diff. Sum.2020 - Aut.2019	Sum.2020	Diff. Sum.2020 - Aut.2019	Sum.2020	Diff. Sum.2020 - Aut.2019	Sum.2020	Diff. Sum.2020 - Aut.2019		Sum.2020	Diff. Sum.2020 - Aut.2019	Sum.2020	Diff. Sum.2020 - Aut.2019
		EU27		55	0	31	0	5	0		2	1	7	86
EU28-UK		55	0	31	-1	5	0	2	1	7	86	-1	7	1
EURO AREA		56	0	30	-1	5	0	1	0	8	86	-1	6	0
NON-EURO AREA		53	1	33	2	7	0	1	0	6	86	3	8	0
BE		56	-3	38	4	4	0	0	-1	2	94	1	4	-1
BG		64	5	23	-3	3	1	0	0	10	87	2	3	1
CZ		44	-11	40	9	7	-1	1	0	8	84	-2	8	-1
DK		66	4	21	0	4	-3	3	1	6	87	4	7	-2
DE		70	1	20	-2	3	-1	1	0	6	90	-1	4	-1
EE		64	13	34	1	2	0	0	-1	0	98	14	2	-1
IE		56	-4	37	9	6	2	1	0	0	93	5	7	2
EL		65	3	30	-3	3	1	1	0	1	95	0	4	1
ES		53	-8	27	-2	5	3	1	1	14	80	-10	6	4
FR		54	1	34	1	3	0	1	0	8	88	2	4	0
HR		52	-1	33	-2	9	3	2	1	4	85	-3	11	4
IT		38	1	41	1	9	-1	3	0	9	79	2	12	-1
CY		77	-2	16	0	2	1	1	1	4	93	-2	3	2
LV		65	1	27	1	3	0	0	-1	5	92	2	3	-1
LT		64	2	27	-1	2	1	0	0	7	91	1	2	1
LU		64	5	31	5	4	0	1	-1	0	95	10	5	-1
HU		55	2	35	1	5	-4	1	0	4	90	3	6	-4
MT		51	13	24	-13	4	1	1	0	20	75	0	5	1
NL		67	-3	25	0	5	3	1	0	2	92	-3	6	3
AT		52	2	35	-2	8	0	2	0	3	87	0	10	0
PL		51	10	37	-7	6	0	1	-1	5	88	3	7	-1
PT		44	5	41	-11	1	0	0	0	14	85	-6	1	0
RO		41	1	35	-2	14	-2	2	0	8	76	-1	16	-2
SI		68	-1	24	0	4	1	1	0	3	92	-1	5	1
SK		57	14	36	-7	3	-1	0	-1	4	93	7	3	-2
FI		60	0	35	5	3	0	1	1	1	95	5	4	1
SE		73	-1	22	6	2	-1	1	0	2	95	5	3	-1

QB4 In your opinion, which of the following objectives should be given top priority in a European Green Deal, a set of measures to protect the environment and fight climate change?

(%)





























(MAX. 4 ANSWERS)

		Introducing a tax on products imported from third countries that have lower climate policy standards than the EU		Moving towards a zero pollution ambition		Fighting against plastic waste and leading on the issue of single-use of plastic		Promote the "Circular Economy" - a system preserving natural resources and limiting waste		Measures to make the EU carbon neutral by 2050 by reducing greenhouse gas emissions' effects to zero		Supporting EU farmers for them to receive fair remuneration to provide Europeans with affordable and safe food	
		Sum.2020	Diff. Sum.2020 - Aut.2019	Sum.2020	Diff. Sum.2020 - Aut.2019	Sum.2020	Diff. Sum.2020 - Aut.2019	Sum.2020	Diff. Sum.2020 - Aut.2019	Sum.2020	Diff. Sum.2020 - Aut.2019	Sum.2020	Diff. Sum.2020 - Aut.2019
EU27		20	0	27	1	49	-4	36	3	24	-1	38	1
EU28-UK		20	-1	27	2	49	-4	36	1	24	-1	38	0
EURO AREA		20	-1	27	2	50	-4	37	1	24	0	39	0
NON-EURO AREA		20	2	27	-2	45	-7	32	5	26	0	33	1
BE		21	-4	22	-2	46	-6	35	1	20	0	41	-1
BG		20	-2	28	3	53	1	32	2	22	3	44	-2
CZ		17	-3	25	-1	51	-8	38	-2	12	-6	36	-5
DK		21	-3	23	-6	59	-4	37	-2	31	-1	25	-1
DE		20	1	19	4	57	0	40	-4	31	-1	36	-3
EE		26	8	31	2	46	-11	51	7	24	7	53	15
IE		23	0	28	-2	63	9	38	9	34	5	50	20
EL		22	-2	33	0	47	-3	40	2	30	5	46	2
ES		13	1	33	2	55	-6	23	1	14	-3	31	-2
FR		24	-2	25	-2	50	-3	36	4	20	0	50	-2
HR		20	-2	31	2	50	0	30	-1	20	-2	37	-2
IT		17	-6	37	5	38	-4	32	1	25	1	27	-1
CY		14	-7	28	-1	56	0	41	-3	17	-7	35	-4
LV		22	1	25	-5	58	-6	38	-3	16	0	52	0
LT		17	3	20	-1	59	-8	33	3	17	-6	29	-6
LU		28	3	27	6	56	-4	46	8	25	8	56	7
HU		18	-2	28	2	49	-7	34	1	21	-7	30	1
MT		14	-1	37	-12	52	-19	28	5	28	7	36	3
NL		24	0	25	3	58	-10	58	0	26	-6	51	4
AT		31	3	20	-1	43	-3	47	6	31	1	37	1
PL		15	-3	26	2	47	-2	27	1	26	0	28	-6
PT		17	-2	28	-1	48	-1	42	9	22	4	45	13
RO		25	-1	27	3	37	1	31	3	28	2	35	-1
SI		25	4	20	-1	53	-2	38	1	20	1	36	-3
SK		20	-5	24	-1	55	5	45	12	21	-2	45	4
FI		41	12	15	-1	41	-13	58	4	20	-3	47	5
SE		29	3	28	4	29	-17	49	6	38	2	41	6

QB4 In your opinion, which of the following objectives should be given top priority in a European Green Deal, a set of measures to protect the environment and fight climate change?





























(%)

(MAX. 4 ANSWERS)

		Reducing energy consumption		Developing renewable energy		Protecting biodiversity		Other (SPONTANEOUS)		None (SPONTANEOUS)		Don't know
		Sum.2020	Diff. Sum.2020 - Aut.2019	Sum.2020	Diff. Sum.2020 - Aut.2019	Sum.2020	Diff. Sum.2020 - Aut.2019	Sum.2020	Diff. Sum.2020 - Aut.2019	Sum.2020	Diff. Sum.2020 - Aut.2019	
EU27		31	-4	52	-2	29	0	0	-1	0	-1	1
EU28-UK		31	-3	52	-1	29	-1	0	-1	0	-1	1
EURO AREA		32	-4	54	-1	30	-1	0	-1	0	-1	1
NON-EURO AREA		30	-3	48	-4	25	0	0	-1	0	-1	1
BE		31	-4	61	3	37	1	0	-1	0	0	1
BG		27	0	41	3	40	4	0	-1	0	0	1
CZ		34	1	39	-2	19	0	0	-2	0	-1	1
DK		31	-3	69	-1	38	1	0	-1	0	0	1
DE		32	-6	54	-5	22	-2	0	-1	0	-1	1
EE		18	-4	60	10	34	-3	0	-2	0	-3	0
IE		22	-17	67	14	35	9	0	-1	0	-1	0
EL		38	1	55	-7	37	-4	0	-2	0	-1	1
ES		31	-1	63	0	29	-5	0	-1	0	0	2
FR		27	-8	52	0	43	1	0	-1	0	0	1
HR		30	1	51	3	31	0	0	-1	0	0	0
IT		42	3	50	1	24	3	0	-2	0	-2	2
CY		31	-3	68	4	29	-8	0	0	0	-1	1
LV		20	-2	33	1	31	-9	0	-1	0	-1	3
LT		32	0	41	-5	37	1	0	-2	0	0	1
LU		26	0	50	-6	47	2	0	-2	0	-1	0
HU		41	-1	56	3	20	-3	0	0	0	0	1
MT		37	1	50	-5	31	-3	0	0	1	-1	9
NL		25	-4	50	-1	38	4	0	0	0	-1	0
AT		29	-10	49	3	27	0	1	-1	1	0	2
PL		30	2	48	1	17	2	0	-1	0	-1	2
PT		33	3	69	1	36	0	0	-1	0	-1	1
RO		24	-2	35	1	24	-2	0	-1	0	-1	3
SI		31	-5	53	-1	22	-6	0	-2	0	-1	1
SK		33	0	33	-2	27	0	0	-2	0	-1	1
FI		19	-9	55	-9	40	-11	0	-1	0	0	0
SE		25	-9	65	-4	45	-7	0	-1	0	0	0





























QB5.1 What is your opinion on each of the following statements? Please tell me for each statement, whether you are for it or against it.

A common foreign policy of the Member States of the EU (%)

		For		Against		Refusal (SPONTANEOUS)		Don't know
		Sum.2020	Diff. Sum.2020 - Aut.2019	Sum.2020	Diff. Sum.2020 - Aut.2019	Sum.2020	Diff. Sum.2020 - Aut.2019	
EU27		71	3	20	-1	2	0	7
EU28-UK		71	0	20	0	2	0	7
EURO AREA		73	1	18	-1	2	0	7
NON-EURO AREA		64	6	27	1	2	-2	7
BE		77	1	19	-1	2	1	2
BG		61	-9	20	6	4	3	15
CZ		53	-10	36	6	2	0	9
DK		54	7	37	2	2	-3	7
DE		82	0	12	0	1	-1	5
EE		76	10	24	7	0	-3	0
IE		70	-2	29	16	0	-3	1
EL		78	2	18	-2	2	1	2
ES		84	3	6	-3	2	1	8
FR		59	-2	28	4	1	0	12
HR		71	4	22	-4	2	0	5
IT		67	1	23	-3	3	0	7
CY		81	-5	13	5	1	-1	5
LV		78	2	13	0	1	1	8
LT		84	3	9	-1	1	0	6
LU		88	17	12	-3	0	-2	0
HU		69	0	22	1	3	-1	6
MT		51	-5	27	8	4	-1	18
NL		76	1	20	2	1	-1	3
AT		59	2	32	-5	3	0	6
PL		71	0	21	3	2	-2	6
PT		65	0	14	-10	2	0	19
RO		68	-1	23	1	2	-3	7
SI		79	1	16	0	1	-1	4
SK		66	-5	27	8	1	-2	6
FI		54	0	46	16	0	-1	0
SE		47	5	51	3	0	0	2





























QB5.2 What is your opinion on each of the following statements? Please tell me for each statement, whether you are for it or against it.

A common defence and security policy among EU Member States (%)

		For		Against		Refusal (SPONTANEOUS)		Don't know
		Sum.2020	Diff. Sum.2020 - Aut.2019	Sum.2020	Diff. Sum.2020 - Aut.2019	Sum.2020	Diff. Sum.2020 - Aut.2019	
EU27		77	2	17	1	1	-1	5
EU28-UK		77	-1	17	2	1	-1	5
EURO AREA		78	-1	15	1	1	-1	6
NON-EURO AREA		72	6	21	0	2	-1	5
BE		86	0	10	-1	2	1	2
BG		69	-9	17	7	3	2	11
CZ		73	-5	21	3	1	0	5
DK		68	2	25	2	1	-1	6
DE		83	-2	11	0	1	0	5
EE		86	6	14	5	0	-2	0
IE		63	-1	37	16	0	-4	0
EL		80	-1	17	0	1	0	2
ES		85	0	6	-1	2	1	7
FR		75	-1	17	4	0	-1	8
HR		76	1	18	-2	2	0	4
IT		72	0	20	0	3	0	5
CY		88	-5	7	2	1	0	4
LV		87	2	7	-1	0	-1	6
LT		87	-1	7	1	1	0	5
LU		93	13	7	-5	0	-1	0
HU		73	-2	21	2	1	-2	5
MT		63	-8	20	6	2	1	15
NL		76	-4	21	4	0	-1	3
AT		64	2	30	-3	1	-1	5
PL		78	-2	16	3	2	-1	4
PT		69	-4	13	-6	1	0	17
RO		70	-1	22	1	2	-2	6
SI		83	-1	13	2	1	-1	3
SK		77	-5	19	9	0	-3	4
FI		67	1	33	10	0	-1	0
SE		58	0	39	3	0	0	3





























QB5.3 What is your opinion on each of the following statements? Please tell me for each statement, whether you are for it or against it.

The EU's common trade policy (%)

		For		Against		Refusal (SPONTANEOUS)		Don't know
		Sum.2020	Diff. Sum.2020 - Aut.2019	Sum.2020	Diff. Sum.2020 - Aut.2019	Sum.2020	Diff. Sum.2020 - Aut.2019	
EU27		74	3	18	1	1	-2	7
EU28-UK		74	0	18	2	1	-1	7
EURO AREA		75	1	17	1	1	-1	7
NON-EURO AREA		70	5	21	1	2	-2	7
BE		83	2	12	-3	2	1	3
BG		64	-2	19	4	3	1	14
CZ		55	-9	34	4	2	1	9
DK		74	2	18	2	2	-1	6
DE		84	2	12	-1	0	-1	4
EE		87	7	13	5	0	-2	0
IE		93	12	7	-1	0	-2	0
EL		75	0	20	-1	2	1	3
ES		81	1	7	0	2	0	10
FR		65	0	23	5	1	0	11
HR		74	1	20	-1	2	0	4
IT		66	1	25	0	3	-1	6
CY		84	-3	10	3	1	-1	5
LV		84	0	8	0	1	0	7
LT		90	3	4	-2	1	0	5
LU		90	19	10	-5	0	-2	0
HU		73	-3	19	2	3	0	5
MT		75	4	6	-3	1	-2	18
NL		75	-7	20	8	1	-1	4
AT		68	-1	26	1	2	-1	4
PL		76	2	17	2	2	-2	5
PT		79	-5	6	1	1	0	14
RO		66	-2	25	2	2	-2	7
SI		83	4	14	-1	1	-1	2
SK		70	1	23	1	1	-1	6
FI		74	4	26	9	0	-1	0
SE		72	1	24	4	1	1	3





























QB5.4 What is your opinion on each of the following statements? Please tell me for each statement, whether you are for it or against it.

A common European policy on migration (%)

		For		Against		Refusal (SPONTANEOUS)		Don't know
		Sum.2020	Diff. Sum.2020 - Aut.2019	Sum.2020	Diff. Sum.2020 - Aut.2019	Sum.2020	Diff. Sum.2020 - Aut.2019	
EU27		71	-1	22	2	1	-1	6
EU28-UK		71	-2	22	2	1	-1	6
EURO AREA		75	-3	18	2	1	0	6
NON-EURO AREA		57	-1	35	5	2	-1	6
BE		81	2	16	-1	1	-1	2
BG		60	-5	25	6	2	0	13
CZ		32	-5	62	5	2	0	4
DK		60	-7	34	8	1	-1	5
DE		83	-5	14	4	0	-1	3
EE		60	14	40	3	0	-3	0
IE		79	0	20	7	0	-2	1
EL		82	4	15	-5	1	0	2
ES		82	-5	7	0	2	1	9
FR		71	0	20	3	1	0	8
HR		68	0	27	0	1	-1	4
IT		72	0	19	-3	3	1	6
CY		80	-6	16	5	1	0	3
LV		57	8	33	-6	1	0	9
LT		72	1	20	-1	1	-1	7
LU		93	16	7	-6	0	-2	0
HU		53	-2	41	1	1	-1	5
MT		70	-7	16	2	1	0	13
NL		86	-1	11	1	0	-1	3
AT		53	-3	41	4	2	-1	4
PL		56	1	35	2	2	-3	7
PT		64	-11	17	-1	1	0	18
RO		64	2	27	0	2	-4	7
SI		69	-4	25	4	2	0	4
SK		43	2	48	2	1	-2	8
FI		59	-3	40	17	0	-1	1
SE		70	-6	28	7	0	0	2


































QB5.5 What is your opinion on each of the following statements? Please tell me for each statement, whether you are for it or against it.

A common energy policy among EU Member States (%)

		For		Against		Refusal (SPONTANEOUS)		Don't know
		Sum.2020	Diff. Sum.2020 - Aut.2019	Sum.2020	Diff. Sum.2020 - Aut.2019	Sum.2020	Diff. Sum.2020 - Aut.2019	
EU27		77	2	15	-1	2	0	6
EU28-UK		77	0	15	0	2	0	6
EURO AREA		80	1	13	0	1	-1	6
NON-EURO AREA		70	3	22	2	2	-1	6
BE		87	3	10	-3	1	-1	2
BG		60	-8	21	5	3	1	16
CZ		54	-10	35	7	3	1	8
DK		79	2	16	0	1	-2	4
DE		87	1	8	-1	1	-1	4
EE		79	7	21	9	0	-2	0
IE		86	6	14	5	0	-3	0
EL		80	1	14	-4	3	2	3
ES		84	-2	6	0	2	1	8
FR		77	-1	13	1	1	0	9
HR		77	1	18	-1	2	0	3
IT		72	1	19	-2	3	0	6
CY		87	-1	8	1	1	-1	4
LV		76	1	12	2	1	0	11
LT		83	-2	8	0	2	1	7
LU		92	9	8	2	0	-3	0
HU		75	-3	19	2	1	-1	5
MT		79	1	6	0	1	0	14
NL		76	-4	21	4	0	-1	3
AT		62	-4	30	2	3	1	5
PL		74	1	18	1	2	-1	6
PT		70	-2	11	-7	0	-1	19
RO		63	-4	27	4	2	-3	8
SI		82	-1	14	2	1	-1	3
SK		73	2	20	0	1	-2	6
FI		63	-4	36	13	0	0	1
SE		78	3	20	0	0	0	2





























QB5.6 What is your opinion on each of the following statements? Please tell me for each statement, whether you are for it or against it.

Further enlargement of the EU to include other countries in future years (%)

		For		Against		Refusal (SPONTANEOUS)		Don't know
		Sum.2020	Diff. Sum.2020 - Aut.2019	Sum.2020	Diff. Sum.2020 - Aut.2019	Sum.2020	Diff. Sum.2020 - Aut.2019	
EU27		44	0	45	3	2	-2	9
EU28-UK		44	-1	45	3	2	-1	9
EURO AREA		40	-1	49	3	2	-1	9
NON-EURO AREA		58	8	31	-2	2	-2	9
BE		40	0	53	-2	4	2	3
BG		50	-5	26	5	3	1	21
CZ		41	1	45	-1	3	0	11
DK		32	0	57	4	2	-2	9
DE		30	-3	61	6	2	-2	7
EE		51	7	49	16	0	-4	0
IE		58	-1	42	16	0	-4	0
EL		50	-2	41	2	4	0	5
ES		64	-2	16	2	3	-1	17
FR		29	0	62	3	1	-1	8
HR		69	5	24	-4	1	-2	6
IT		44	2	42	-2	4	-1	10
CY		48	-6	38	7	3	-3	11
LV		57	-2	31	2	2	1	10
LT		60	-8	25	4	3	1	12
LU		34	4	66	12	0	-5	0
HU		67	0	22	-1	3	0	8
MT		44	-13	31	15	3	-2	22
NL		32	-1	64	4	1	0	3
AT		28	-6	64	5	3	0	5
PL		69	2	21	1	2	-2	8
PT		45	-6	37	-3	2	1	16
RO		61	-6	28	5	2	-2	9
SI		58	-3	34	4	2	0	6
SK		52	-4	39	8	2	-1	7
FI		27	2	73	14	0	-1	0
SE		35	1	61	10	0	-1	4
AL		93	4	5	-3	1	-2	1
MK		78	3	12	-3	2	-2	8
ME		61	-13	33	11	1	0	5
RS		52	-5	31	0	5	1	12
TR		41	9	48	3	4	3	7





























QB5.7 What is your opinion on each of the following statements? Please tell me for each statement, whether you are for it or against it.

The free movement of EU citizens who can live, work, study and do business anywhere in the EU (%)

		For		Against		Refusal (SPONTANEOUS)		Don't know
		Sum.2020	Diff. Sum.2020 - Aut.2019	Sum.2020	Diff. Sum.2020 - Aut.2019	Sum.2020	Diff. Sum.2020 - Aut.2019	
EU27		84	2	11	-1	2	0	3
EU28-UK		84	0	11	0	2	0	3
EURO AREA		84	-1	11	0	2	1	3
NON-EURO AREA		83	6	13	-2	1	-1	3
BE		84	-1	14	1	1	0	1
BG		89	-2	4	1	2	1	5
CZ		87	1	9	-2	1	0	3
DK		83	3	12	-2	2	-1	3
DE		90	0	7	0	1	0	2
EE		94	1	6	5	0	-1	0
IE		96	6	4	-2	0	-1	0
EL		88	1	10	-2	1	0	1
ES		92	0	3	-2	1	1	4
FR		82	0	13	1	0	-1	5
HR		87	0	10	0	2	0	1
IT		74	1	17	-2	5	2	4
CY		87	-8	10	6	1	1	2
LV		95	-1	3	1	0	0	2
LT		93	-2	4	2	0	-1	3
LU		95	2	5	2	0	-1	0
HU		86	4	10	-4	1	-1	3
MT		80	-3	5	0	2	0	13
NL		83	-1	14	1	1	0	2
AT		70	-4	24	3	2	0	4
PL		83	0	13	2	1	-2	3
PT		90	-3	4	0	1	0	5
RO		74	1	20	1	1	-3	5
SI		88	0	11	2	0	-1	1
SK		89	3	8	1	1	-1	2
FI		84	-5	16	8	0	0	0
SE		87	1	12	1	0	-1	1





























QB6.1 And what is your opinion on each of the following statements? Please tell me for each statement, whether you are for it or against it.

A common European Asylum system (%)





























		For		Against		Refusal (SPONTANEOUS)		Don't know
		Sum.2020	Diff. Sum.2020 - Aut.2019	Sum.2020	Diff. Sum.2020 - Aut.2019	Sum.2020	Diff. Sum.2020 - Aut.2019	
EU27		66	0	23	2	2	-1	9
EU28-UK		66	-2	23	2	2	0	9
EURO AREA		69	-3	20	2	2	0	9
NON-EURO AREA		55	-1	32	5	3	0	10
BE		76	-2	19	0	3	2	2
BG		53	-1	22	5	4	-1	21
CZ		30	-8	60	8	2	0	8
DK		64	1	30	2	1	-1	5
DE		82	-4	12	2	1	0	5
EE		52	12	48	12	0	-3	0
IE		76	7	24	5	0	-2	0
EL		82	6	13	-5	1	0	4
ES		74	-2	11	2	3	0	12
FR		60	-2	24	2	1	0	15
HR		69	7	25	-6	1	-1	5
IT		62	-1	25	0	3	0	10
CY		82	-7	12	4	1	0	5
LV		49	5	33	-5	2	-1	16
LT		57	1	30	2	2	-1	11
LU		86	13	14	0	0	-2	0
HU		56	-4	37	3	2	0	5
MT		75	13	8	-1	1	-4	16
NL		84	0	14	1	1	0	1
AT		50	-3	42	4	4	1	4
PL		54	1	31	2	3	-2	12
PT		56	-8	26	4	1	-1	17
RO		54	0	29	1	4	-2	13
SI		65	-2	27	2	2	0	6
SK		41	5	44	-5	3	0	12
FI		63	-11	36	19	0	0	1
SE		74	-2	24	5	0	0	2

QB6.2 And what is your opinion on each of the following statements? Please tell me for each statement, whether you are for it or against it.





























A reinforcement of EU external borders with more European border guards and coast guards (%)

		For		Against		Refusal (SPONTANEOUS)		Don't know
		Sum.2020	Diff. Sum.2020 - Aut.2019	Sum.2020	Diff. Sum.2020 - Aut.2019	Sum.2020	Diff. Sum.2020 - Aut.2019	
EU27		71	3	21	-1	1	-1	7
EU28-UK		71	1	21	-1	1	-1	7
EURO AREA		70	1	21	-2	2	0	7
NON-EURO AREA		73	6	19	-1	1	-2	7
BE		70	-8	26	7	2	1	2
BG		80	-5	6	2	3	1	11
CZ		77	-5	17	3	2	1	4
DK		59	-3	31	4	1	-1	9
DE		66	-4	23	1	2	-1	9
EE		85	8	15	6	0	-3	0
IE		63	-4	36	14	0	-2	1
EL		93	2	5	-2	1	0	1
ES		67	7	21	-8	3	1	9
FR		66	-2	25	1	1	0	8
HR		77	-1	18	1	1	-1	4
IT		72	8	19	-8	3	1	6
CY		90	-1	7	1	0	-1	3
LV		74	0	18	1	1	-1	7
LT		74	-1	14	0	2	1	10
LU		69	7	31	4	0	-2	0
HU		86	2	9	-3	1	-1	4
MT		84	2	2	0	0	-3	14
NL		66	-2	31	5	1	-1	2
AT		72	1	22	0	3	0	3
PL		75	-2	15	2	2	-1	8
PT		76	-4	10	-2	2	0	12
RO		67	2	23	-1	2	-2	8
SI		70	-7	23	6	2	0	5
SK		80	-1	16	5	1	-1	3
FI		79	5	21	6	0	-1	0
SE		57	0	39	4	0	0	4

QB7.1 Please tell me whether each of the following statements evokes a positive or negative feeling for you.
Immigration of people from other EU Member States (%)





























		Very positive		Fairly positive		Fairly negative		Very negative		Don't know	Total 'Positive'		Total 'Negative'	
		Sum.2020	Diff. Sum.2020 - Aut.2019	Sum.2020	Diff. Sum.2020 - Aut.2019	Sum.2020	Diff. Sum.2020 - Aut.2019	Sum.2020	Diff. Sum.2020 - Aut.2019		Sum.2020	Diff. Sum.2020 - Aut.2019	Sum.2020	Diff. Sum.2020 - Aut.2019
EU27		18	-3	50	2	19	0	6	1	7	68	-1	25	1
EU28-UK		18	-2	50	1	19	0	6	1	7	68	-1	25	1
EURO AREA		17	-2	50	1	20	0	6	1	7	67	-1	26	1
NON-EURO AREA		23	-1	49	4	17	-1	5	0	6	72	3	22	-1
BE		14	1	61	6	20	-4	4	-2	1	75	7	24	-6
BG		26	-2	40	0	20	1	6	2	8	66	-2	26	3
CZ		11	0	38	3	32	-1	12	-3	7	49	3	44	-4
DK		20	-2	56	3	15	1	4	0	5	76	1	19	1
DE		24	0	52	0	15	-1	3	1	6	76	0	18	0
EE		10	-5	58	3	27	6	5	2	0	68	-2	32	8
IE		37	-2	55	8	7	-1	1	-2	0	92	6	8	-3
EL		15	0	48	5	24	-4	11	-1	2	63	5	35	-5
ES		26	-4	54	4	11	1	3	1	6	80	0	14	2
FR		13	-1	48	1	21	0	9	-1	9	61	0	30	-1
HR		25	6	52	0	17	-3	4	-1	2	77	6	21	-4
IT		9	-5	41	-1	29	2	12	3	9	50	-6	41	5
CY		13	-4	47	2	24	-1	13	3	3	60	-2	37	2
LV		15	4	47	-1	26	-4	6	-2	6	62	3	32	-6
LT		18	-6	57	1	20	5	2	-1	3	75	-5	22	4
LU		27	-6	50	-1	19	10	4	2	0	77	-7	23	12
HU		19	-4	49	0	20	5	7	-3	5	68	-4	27	2
MT		8	-4	41	-7	38	13	8	1	5	49	-11	46	14
NL		14	2	58	-1	22	-1	4	1	2	72	1	26	0
AT		17	-5	43	2	24	2	8	0	8	60	-3	32	2
PL		25	2	53	3	11	-6	3	1	8	78	5	14	-5
PT		10	-2	58	-5	18	0	1	0	13	68	-7	19	0
RO		23	-2	43	4	22	-2	5	-1	7	66	2	27	-3
SI		23	1	49	1	19	-2	7	0	2	72	2	26	-2
SK		6	-5	46	9	31	-3	11	2	6	52	4	42	-1
FI		17	-6	62	2	17	5	4	2	0	79	-4	21	7
SE		25	-3	60	3	12	2	2	0	1	85	0	14	2

QB7.2 Please tell me whether each of the following statements evokes a positive or negative feeling for you.
Immigration of people from outside the EU (%)

		Very positive		Fairly positive		Fairly negative		Very negative		Don't know	Total 'Positive'		Total 'Negative'	
		Sum.2020	Diff. Sum.2020 - Aut.2019	Sum.2020	Diff. Sum.2020 - Aut.2019	Sum.2020	Diff. Sum.2020 - Aut.2019	Sum.2020	Diff. Sum.2020 - Aut.2019		Sum.2020	Diff. Sum.2020 - Aut.2019	Sum.2020	Diff. Sum.2020 - Aut.2019
EU27		10	-3	34	-1	32	1	16	3	8	44	-4	48	4
EU28-UK		10	-1	34	0	32	-1	16	2	8	44	-1	48	1
EURO AREA		10	-1	35	-1	32	0	15	2	8	45	-2	47	2
NON-EURO AREA		11	-5	30	-3	32	3	19	5	8	41	-8	51	8
BE		10	2	43	3	30	-7	14	1	3	53	5	44	-6
BG		7	-1	17	3	43	-5	24	4	9	24	2	67	-1
CZ		3	-1	17	0	40	5	36	-3	4	20	-1	76	2
DK		7	-1	37	6	34	0	14	-4	8	44	5	48	-4
DE		12	1	37	0	31	-1	12	1	8	49	1	43	0
EE		2	0	18	1	46	-4	34	10	0	20	1	80	6
IE		17	-14	53	11	24	9	6	-1	0	70	-3	30	8
EL		5	1	20	-1	38	-1	33	0	4	25	0	71	-1
ES		21	-2	48	5	17	-3	6	1	8	69	3	23	-2
FR		8	0	31	-3	33	2	17	0	11	39	-3	50	2
HR		15	4	35	-1	34	2	11	-5	5	50	3	45	-3
IT		7	-4	29	-1	35	-2	20	6	9	36	-5	55	4
CY		7	0	22	0	34	-8	31	6	6	29	0	65	-2
LV		6	3	22	3	40	-6	27	-1	5	28	6	67	-7
LT		7	-2	33	-1	43	2	13	0	4	40	-3	56	2
LU		18	-2	34	-6	35	9	13	7	0	52	-8	48	16
HU		5	-6	17	-5	40	8	32	1	6	22	-11	72	9
MT		1	-4	16	0	41	3	38	5	4	17	-4	79	8
NL		7	2	46	4	35	-3	9	-1	3	53	6	44	-4
AT		9	-6	30	-1	35	6	18	0	8	39	-7	53	6
PL		12	0	30	1	31	-6	17	2	10	42	1	48	-4
PT		6	0	49	-3	27	-4	2	-1	16	55	-3	29	-5
RO		16	-2	36	2	28	1	12	-1	8	52	0	40	0
SI		8	0	26	2	41	1	22	-3	3	34	2	63	-2
SK		2	-1	17	4	50	0	26	0	5	19	3	76	0
FI		5	-1	35	-4	39	1	21	9	0	40	-5	60	10
SE		16	-1	50	2	22	0	11	2	1	66	1	33	2





























QB8.1 For each of the following statements, please tell me whether you totally agree, tend to agree, tend to disagree or totally disagree.

Immigrants contribute a lot to (OUR COUNTRY) (%)

		Totally agree		Tend to agree		Tend to disagree		Totally disagree		Don't know	Total 'Agree'		Total 'Disagree'	
		Sum.2020	Diff. Sum.2020 - Aut.2019	Sum.2020	Diff. Sum.2020 - Aut.2019	Sum.2020	Diff. Sum.2020 - Aut.2019	Sum.2020	Diff. Sum.2020 - Aut.2019		Sum.2020	Diff. Sum.2020 - Aut.2019	Sum.2020	Diff. Sum.2020 - Aut.2019
EU27		13	-3	36	0	27	2	17	2	7	49	-3	44	4
EU28-UK		13	0	36	0	27	0	17	0	7	49	0	44	0
EURO AREA		14	1	37	0	27	0	16	1	6	51	1	43	1
NON-EURO AREA		12	-10	35	0	25	3	21	7	7	47	-10	46	10
BE		9	0	46	11	28	-5	14	-5	3	55	11	42	-10
BG		9	3	12	2	26	-4	38	-2	15	21	5	64	-6
CZ		3	1	15	-1	32	1	45	-1	5	18	0	77	0
DK		12	0	47	4	25	-5	12	3	4	59	4	37	-2
DE		18	3	38	-3	24	0	12	0	8	56	0	36	0
EE		3	1	25	10	41	-1	31	1	0	28	11	72	0
IE		37	3	45	-1	15	5	3	-2	0	82	2	18	3
EL		3	0	19	1	42	3	34	-3	2	22	1	76	0
ES		21	2	52	6	18	-2	4	-3	5	73	8	22	-5
FR		13	-1	33	1	27	2	17	-2	10	46	0	44	0
HR		5	0	19	-1	37	7	35	-6	4	24	-1	72	1
IT		8	0	27	-4	33	2	26	3	6	35	-4	59	5
CY		7	1	25	3	31	-7	35	4	2	32	4	66	-3
LV		4	2	15	6	41	2	33	-12	7	19	8	74	-10
LT		4	0	33	2	42	2	13	-1	8	37	2	55	1
LU		37	6	36	-9	21	6	6	2	0	73	-3	27	8
HU		4	-6	15	-3	29	-1	46	8	6	19	-9	75	7
MT		2	0	40	9	38	-4	14	-2	6	42	9	52	-6
NL		14	4	46	3	28	-8	8	1	4	60	7	36	-7
AT		14	-3	41	1	25	3	15	0	5	55	-2	40	3
PL		12	2	44	6	24	-6	13	2	7	56	8	37	-4
PT		18	-3	55	2	22	0	1	0	4	73	-1	23	0
RO		10	-1	42	9	26	-3	13	-5	9	52	8	39	-8
SI		8	3	24	1	40	1	25	-3	3	32	4	65	-2
SK		2	-1	16	1	44	-1	30	2	8	18	0	74	1
FI		12	-3	45	1	28	2	15	7	0	57	-2	43	9
SE		36	0	43	-3	14	2	7	2	0	79	-3	21	4


































QB8.2 For each of the following statements, please tell me whether you totally agree, tend to agree, tend to disagree or totally disagree.

(OUR COUNTRY) should help refugees (%)

		Totally agree		Tend to agree		Tend to disagree		Totally disagree		Don't know	Total 'Agree'		Total 'Disagree'	
		Sum.2020	Diff. Sum.2020 - Aut.2019	Sum.2020	Diff. Sum.2020 - Aut.2019	Sum.2020	Diff. Sum.2020 - Aut.2019	Sum.2020	Diff. Sum.2020 - Aut.2019		Sum.2020	Diff. Sum.2020 - Aut.2019	Sum.2020	Diff. Sum.2020 - Aut.2019
EU27		23	-3	43	0	17	1	11	2	6	66	-3	28	3
EU28-UK		23	-1	43	-1	17	0	11	2	6	66	-2	28	2
EURO AREA		24	-2	45	0	15	-1	10	2	6	69	-2	25	1
NON-EURO AREA		19	-8	39	-1	20	3	15	5	7	58	-9	35	8
BE		20	3	54	1	16	-3	8	-1	2	74	4	24	-4
BG		5	-1	23	-5	29	1	29	6	14	28	-6	58	7
CZ		3	-1	21	-5	33	3	37	2	6	24	-6	70	5
DK		46	-1	42	0	8	2	3	0	1	88	-1	11	2
DE		36	0	43	-3	11	1	5	2	5	79	-3	16	3
EE		6	0	34	-6	35	5	25	9	0	40	-6	60	14
IE		45	6	42	0	9	0	4	0	0	87	6	13	0
EL		18	2	51	-4	17	2	11	0	3	69	-2	28	2
ES		30	-4	52	4	10	0	2	0	6	82	0	12	0
FR		23	2	43	1	14	-4	13	1	7	66	3	27	-3
HR		16	4	46	-7	23	2	11	0	4	62	-3	34	2
IT		13	-2	37	-3	22	-2	20	4	8	50	-5	42	2
CY		18	-5	52	3	16	3	12	0	2	70	-2	28	3
LV		4	-1	36	2	32	-1	23	0	5	40	1	55	-1
LT		7	-1	48	1	30	1	9	-1	6	55	0	39	0
LU		32	4	48	-7	15	5	5	1	0	80	-3	20	6
HU		10	-6	25	-7	26	-2	32	12	7	35	-13	58	10
MT		4	-13	66	8	17	3	4	2	9	70	-5	21	5
NL		38	0	49	1	8	-2	3	1	2	87	1	11	-1
AT		23	0	41	-2	19	2	12	1	5	64	-2	31	3
PL		20	4	47	1	17	-4	8	0	8	67	5	25	-4
PT		17	-4	53	-3	22	5	1	0	7	70	-7	23	5
RO		14	0	43	2	23	0	14	-1	6	57	2	37	-1
SI		8	0	37	-5	31	4	21	1	3	45	-5	52	5
SK		5	0	32	1	34	1	22	2	7	37	1	56	3
FI		16	-6	49	-8	23	10	12	8	0	65	-14	35	18
SE		51	-8	36	4	10	5	3	0	0	87	-4	13	5





























QB8.3 For each of the following statements, please tell me whether you totally agree, tend to agree, tend to disagree or totally disagree.

The EU's voice counts in the world (%)

		Totally agree		Tend to agree		Tend to disagree		Totally disagree		Don't know	Total 'Agree'		Total 'Disagree'	
		Sum.2020	Diff. Sum.2020 - Aut.2019	Sum.2020	Diff. Sum.2020 - Aut.2019	Sum.2020	Diff. Sum.2020 - Aut.2019	Sum.2020	Diff. Sum.2020 - Aut.2019		Sum.2020	Diff. Sum.2020 - Aut.2019	Sum.2020	Diff. Sum.2020 - Aut.2019
EU27		20	-3	49	2	18	0	7	1	6	69	-1	25	1
EU28-UK		20	-2	49	0	18	1	7	1	6	69	-2	25	2
EURO AREA		20	-1	47	-1	19	0	8	2	6	67	-2	27	2
NON-EURO AREA		22	-5	53	7	15	0	4	-1	6	75	2	19	-1
BE		13	-4	60	8	20	-5	4	0	3	73	4	24	-5
BG		24	-8	42	-1	13	4	6	1	15	66	-9	19	5
CZ		12	-5	44	-6	25	6	11	2	8	56	-11	36	8
DK		36	-1	48	2	9	1	1	-1	6	84	1	10	0
DE		23	-1	45	-2	20	0	6	1	6	68	-3	26	1
EE		9	-6	50	-5	36	18	5	2	0	59	-11	41	20
IE		42	1	49	1	7	1	2	0	0	91	2	9	1
EL		16	-6	47	-3	21	4	13	4	3	63	-9	34	8
ES		25	0	55	4	10	-4	1	-1	9	80	4	11	-5
FR		16	0	48	3	20	-1	8	-1	8	64	3	28	-2
HR		26	3	49	-5	15	1	5	0	5	75	-2	20	1
IT		13	-2	36	-7	26	2	17	7	8	49	-9	43	9
CY		15	-6	43	-4	23	0	11	4	8	58	-10	34	4
CY (tcc)		42	8	27	-1	11	-4	9	-3	11	69	7	20	-7
LV		18	1	49	-6	20	3	4	0	9	67	-5	24	3
LT		12	-5	68	4	11	-1	1	-1	8	80	-1	12	-2
LU		17	-10	42	-4	33	17	8	4	0	59	-14	41	21
HU		20	-12	51	8	17	0	6	2	6	71	-4	23	2
MT		10	-4	60	-3	18	5	3	1	9	70	-7	21	6
NL		25	-2	48	-2	19	1	5	2	3	73	-4	24	3
AT		25	-1	47	0	17	0	9	2	2	72	-1	26	2
PL		21	-1	59	1	11	0	4	0	5	80	0	15	0
PT		30	1	60	-5	4	1	1	1	5	90	-4	5	2
RO		22	-6	51	5	18	2	3	-1	6	73	-1	21	1
SI		14	-4	44	0	28	2	10	2	4	58	-4	38	4
SK		18	2	60	3	12	-4	5	1	5	78	5	17	-3
FI		14	-9	54	-3	27	14	5	3	0	68	-12	32	17
SE		25	-11	56	7	15	7	2	-1	2	81	-4	17	6
AL		13	3	61	-6	23	2	2	0	1	74	-3	25	2
MK		40	-2	40	3	10	0	4	-2	6	80	1	14	-2
ME		26	-17	40	4	18	3	15	11	1	66	-13	33	14
RS		22	-5	44	-2	19	3	6	0	9	66	-7	25	3
TR		25	1	36	5	26	6	10	-9	3	61	6	36	-3





























QB9.1 For each of the following statements, please tell me if you think that it is a good thing, a bad thing or neither a good or a bad thing.

The right for EU citizens to live in every Member State of the EU (%)



































		Good thing		Bad thing		Neither a good nor a bad thing		Don't know
		Sum.2020	Diff. Sum.2020 - Aut.2019	Sum.2020	Diff. Sum.2020 - Aut.2019	Sum.2020	Diff. Sum.2020 - Aut.2019	
EU27		73	-1	8	-1	17	2	2
EU28-UK		73	-2	8	-1	17	3	2
EURO AREA		74	-1	7	-1	17	2	2
NON-EURO AREA		73	0	10	0	15	1	2
BE		72	-3	11	-2	17	6	0
BG		73	-7	4	2	19	5	4
CZ		66	-1	6	-2	26	2	2
DK		77	2	7	1	14	-3	2
DE		83	-1	5	0	11	2	1
EE		74	-7	4	2	22	7	0
IE		86	5	2	-5	12	2	0
EL		68	4	5	-2	26	-3	1
ES		88	-1	2	-2	8	3	2
FR		74	0	8	1	15	0	3
HR		71	3	11	0	17	-4	1
IT		55	0	12	-5	30	5	3
CY		68	-2	6	1	26	1	0
LV		79	1	4	0	16	0	1
LT		80	-8	3	1	16	7	1
LU		82	-7	3	1	15	8	0
HU		81	-2	6	-2	11	3	2
MT		60	4	5	1	25	-9	10
NL		77	3	6	-1	17	-1	0
AT		50	-2	22	0	27	2	1
PL		78	1	9	-1	11	1	2
PT		83	-3	3	-1	11	2	3
RO		66	0	16	-3	16	3	2
SI		69	-4	8	2	23	3	0
SK		65	0	4	0	31	3	0
FI		70	-14	9	5	21	11	0
SE		71	-7	8	1	20	6	1

QB9.2 For each of the following statements, please tell me if you think that it is a good thing, a bad thing or neither a good or a bad thing.



































The right for EU citizens to work in every Member State of the EU (%)

		Good thing		Bad thing		Neither a good nor a bad thing		Don't know
		Sum.2020	Diff. Sum.2020 - Aut.2019	Sum.2020	Diff. Sum.2020 - Aut.2019	Sum.2020	Diff. Sum.2020 - Aut.2019	
EU27		75	0	7	-2	16	2	2
EU28-UK		75	-1	7	-1	16	2	2
EURO AREA		75	-1	7	-1	16	2	2
NON-EURO AREA		75	2	9	-1	14	0	2
BE		72	-4	11	-2	16	6	1
BG		75	-6	4	2	17	3	4
CZ		68	-1	7	-1	23	0	2
DK		78	-1	7	3	13	-2	2
DE		83	-2	4	0	11	1	2
EE		80	-3	3	2	17	3	0
IE		89	6	3	-2	8	-2	0
EL		66	2	7	-1	26	-2	1
ES		89	1	2	-3	7	2	2
FR		76	-1	10	2	11	-1	3
HR		75	3	9	0	16	-3	0
IT		54	0	12	-6	30	5	4
CY		68	-4	7	3	25	1	0
LV		84	0	4	1	11	-1	1
LT		82	-6	3	0	14	5	1
LU		87	-4	3	0	10	5	0
HU		80	2	9	-4	10	2	1
MT		59	5	4	-1	27	-8	10
NL		79	3	6	0	15	-2	0
AT		49	-4	20	2	30	2	1
PL		81	3	6	-3	11	1	2
PT		82	-4	3	-2	12	4	3
RO		63	-1	17	0	18	1	2
SI		71	-5	8	2	21	4	0
SK		67	1	4	0	29	2	0
FI		80	-9	5	2	15	8	0
SE		79	-7	5	0	15	6	1

QC1.1 Please tell me how attached you feel to...
Your city/ town/ village (%)



































		Very attached		Fairly attached		Not very attached		Not at all attached		Don't know	Total 'Attached'		Total 'Not attached'	
		Sum.2020	Diff. Sum.2020 - Aut.2019	Sum.2020	Diff. Sum.2020 - Aut.2019	Sum.2020	Diff. Sum.2020 - Aut.2019	Sum.2020	Diff. Sum.2020 - Aut.2019		Sum.2020	Diff. Sum.2020 - Aut.2019	Sum.2020	Diff. Sum.2020 - Aut.2019
EU27		52	0	37	0	8	-1	2	0	1	89	0	10	-1
EU28-UK		52	0	37	0	8	-1	2	0	1	89	0	10	-1
EURO AREA		50	-2	39	2	8	-1	3	1	0	89	0	11	0
NON-EURO AREA		60	7	32	-4	7	-2	1	-1	0	92	3	8	-3
BE		39	-5	43	4	14	0	4	1	0	82	-1	18	1
BG		71	-1	24	-1	4	1	1	1	0	95	-2	5	2
CZ		42	-2	46	-1	10	3	2	0	0	88	-3	12	3
DK		54	0	32	-1	12	2	2	0	0	86	-1	14	2
DE		54	-2	37	3	7	-2	1	0	1	91	1	8	-2
EE		30	-20	47	10	21	9	2	1	0	77	-10	23	10
IE		43	-20	41	11	12	6	4	3	0	84	-9	16	9
EL		81	4	17	-3	1	-2	1	1	0	98	1	2	-1
ES		56	-6	38	6	5	0	1	0	0	94	0	6	0
FR		35	-4	47	7	11	-4	6	0	1	82	3	17	-4
HR		65	3	26	-6	8	3	1	0	0	91	-3	9	3
IT		51	-1	38	-3	7	1	3	2	1	89	-4	10	3
CY		58	-14	37	14	4	-1	1	1	0	95	0	5	0
CY (tcc)		75	10	13	-10	7	-2	4	2	1	88	0	11	0
LV		67	0	25	-1	6	1	2	0	0	92	-1	8	1
LT		55	9	34	-5	9	-3	2	-1	0	89	4	11	-4
LU		30	-10	44	3	22	6	4	2	0	74	-7	26	8
HU		62	1	30	0	7	0	1	-1	0	92	1	8	-1
MT		41	-14	34	4	19	8	5	2	1	75	-10	24	10
NL		32	-3	42	2	21	-1	5	2	0	74	-1	26	1
AT		68	10	26	-8	5	-2	1	0	0	94	2	6	-2
PL		67	12	28	-9	4	-3	1	0	0	95	3	5	-3
PT		57	2	42	-1	1	-1	0	0	0	99	1	1	-1
RO		62	6	30	-5	7	-1	1	0	0	92	1	8	-1
SI		59	-2	30	-1	9	2	2	1	0	89	-3	11	3
SK		51	4	43	-5	5	2	1	0	0	94	-1	6	2
FI		30	-12	53	9	15	3	2	0	0	83	-3	17	3
SE		41	-2	42	1	14	0	3	1	0	83	-1	17	1
UK		31	-17	48	12	17	4	4	1	0	79	-5	21	5
AL		68	-5	17	-8	13	11	2	2	0	85	-13	15	13
MK		70	7	25	-1	4	-2	1	-3	0	95	6	5	-5
ME		69	0	18	-4	5	-3	8	7	0	87	-4	13	4
RS		52	1	33	-1	12	-1	3	1	0	85	0	15	0
TR		70	-7	19	3	9	5	2	0	0	89	-4	11	5

QC1.2 Please tell me how attached you feel to...
(OUR COUNTRY) (%)



































		Very attached		Fairly attached		Not very attached		Not at all attached		Don't know	Total 'Attached'		Total 'Not attached'	
		Sum.2020	Diff. Sum.2020 - Aut.2019	Sum.2020	Diff. Sum.2020 - Aut.2019	Sum.2020	Diff. Sum.2020 - Aut.2019	Sum.2020	Diff. Sum.2020 - Aut.2019		Sum.2020	Diff. Sum.2020 - Aut.2019	Sum.2020	Diff. Sum.2020 - Aut.2019
		EU27		56	2	36	-1	6	-1		2	0	0	92
EU28-UK		56	1	36	-1	6	0	2	0	0	92	0	8	0
EURO AREA		52	-1	39	1	7	0	2	0	0	91	0	9	0
NON-EURO AREA		66	9	28	-6	5	-3	1	0	0	94	3	6	-3
BE		35	-1	45	-1	15	0	5	2	0	80	-2	20	2
BG		73	1	24	-1	3	0	0	0	0	97	0	3	0
CZ		43	-7	46	5	8	1	2	0	1	89	-2	10	1
DK		88	0	11	0	1	0	0	0	0	99	0	1	0
DE		54	0	40	0	6	1	0	-1	0	94	0	6	0
EE		57	-8	35	5	7	2	1	1	0	92	-3	8	3
IE		66	-3	27	0	5	2	2	1	0	93	-3	7	3
EL		84	5	12	-7	3	1	1	1	0	96	-2	4	2
ES		47	-6	39	5	11	2	3	-1	0	86	-1	14	1
FR		51	-2	41	3	6	0	2	-1	0	92	1	8	-1
HR		59	1	30	-2	9	0	2	1	0	89	-1	11	1
IT		48	-1	42	1	6	-2	3	1	1	90	0	9	-1
CY		67	-9	29	7	3	1	1	1	0	96	-2	4	2
CY (tcc)*		70	2	17	-3	8	1	4	-1	1	87	-1	12	0
LV		70	-5	22	3	6	2	2	0	0	92	-2	8	2
LT		64	10	30	-8	5	-1	1	-1	0	94	2	6	-2
LU		48	-6	34	-5	17	12	1	0	0	82	-11	18	12
HU		69	10	26	-7	4	-1	1	-2	0	95	3	5	-3
MT		61	-8	25	2	12	7	1	-1	1	86	-6	13	6
NL		50	1	41	0	8	0	1	-1	0	91	1	9	-1
AT		69	8	25	-4	4	-5	2	1	0	94	4	6	-4
PL		72	13	24	-10	3	-2	1	0	0	96	3	4	-2
PT		60	5	39	-5	1	0	0	0	0	99	0	1	0
RO		59	10	33	-7	7	-3	1	0	0	92	3	8	-3
SI		59	-1	32	-1	7	1	2	1	0	91	-2	9	2
SK		54	9	44	-6	2	-1	0	-1	0	98	3	2	-2
FI		62	-2	33	0	5	2	0	0	0	95	-2	5	2
SE		66	2	28	-2	5	0	1	0	0	94	0	6	0
UK		37	-16	45	10	13	3	5	3	0	82	-6	18	6
AL		66	6	17	-14	14	6	3	2	0	83	-8	17	8
MK		59	7	30	0	8	-3	3	-3	0	89	7	11	-6
ME		67	17	19	-23	9	3	5	3	0	86	-6	14	6
RS		48	2	37	-2	12	0	3	0	0	85	0	15	0
TR		72	-5	19	3	6	1	3	2	0	91	-2	9	3

*CY (tcc): Our community

QC1.3 Please tell me how attached you feel to...
The European Union (%)





























		Very attached		Fairly attached		Not very attached		Not at all attached		Don't know	Total 'Attached'		Total 'Not attached'	
		Sum.2020	Diff. Sum.2020 - Aut.2019	Sum.2020	Diff. Sum.2020 - Aut.2019	Sum.2020	Diff. Sum.2020 - Aut.2019	Sum.2020	Diff. Sum.2020 - Aut.2019		Sum.2020	Diff. Sum.2020 - Aut.2019	Sum.2020	Diff. Sum.2020 - Aut.2019
EU27		14	-2	41	0	31	2	12	0	2	55	-2	43	2
EU28-UK		14	-2	41	-2	31	3	12	1	2	55	-4	43	4
EURO AREA		13	-3	40	-2	32	3	13	2	2	53	-5	45	5
NON-EURO AREA		18	1	44	6	27	-3	9	-4	2	62	7	36	-7
BE		15	2	40	-3	36	1	8	-1	1	55	-1	44	0
BG		15	-3	40	2	22	-2	18	2	5	55	-1	40	0
CZ		6	-2	29	-5	43	4	20	3	2	35	-7	63	7
DK		14	3	38	-4	37	2	9	-2	2	52	-1	46	0
DE		18	-2	47	0	25	2	8	1	2	65	-2	33	3
EE		9	-3	46	-1	36	5	9	0	0	55	-4	45	5
IE		20	-3	48	7	24	-2	8	0	0	68	4	32	-2
EL		6	-2	32	3	42	2	20	-3	0	38	1	62	-1
ES		14	-10	43	-2	33	10	8	3	2	57	-12	41	13
FR		14	1	39	-1	30	1	15	-1	2	53	0	45	0
HR		21	6	35	-5	31	-3	12	2	1	56	1	43	-1
IT		7	-4	35	-4	35	3	22	5	1	42	-8	57	8
CY		8	-2	36	-4	41	3	14	2	1	44	-6	55	5
CY (tcc)		14	-2	20	-6	17	-3	44	13	5	34	-8	61	10
LV		32	3	42	-2	17	-2	7	1	2	74	1	24	-1
LT		20	6	44	-4	27	-1	7	0	2	64	2	34	-1
LU		31	4	35	-14	24	6	10	6	0	66	-10	34	12
HU		27	0	43	0	21	0	7	-1	2	70	0	28	-1
MT		8	-13	40	-7	37	16	12	3	3	48	-20	49	19
NL		9	-1	40	1	36	-4	14	4	1	49	0	50	0
AT		19	-1	29	-7	33	6	18	2	1	48	-8	51	8
PL		21	3	52	-1	21	-2	4	1	2	73	2	25	-1
PT		10	-1	49	-2	33	6	8	-2	0	59	-3	41	4
RO		21	0	43	0	28	0	6	1	2	64	0	34	1
SI		17	-2	42	0	33	2	7	0	1	59	-2	40	2
SK		17	2	42	-4	31	2	9	1	1	59	-2	40	3
FI		7	-1	34	-6	43	5	16	6	0	41	-7	59	11
SE		10	-3	37	-4	39	8	13	0	1	47	-7	52	8
UK		8	-7	29	1	35	2	28	6	0	37	-6	63	8
AL		9	3	42	-6	24	-9	25	12	0	51	-3	49	3
MK		19	-1	40	3	24	1	15	-2	2	59	2	39	-1
ME		11	-5	25	-9	30	-4	33	19	1	36	-14	63	15
RS		3	-3	12	-3	40	-2	42	7	3	15	-6	82	5
TR		4	-19	13	0	36	13	43	6	4	17	-19	79	19

QC1.4 Please tell me how attached you feel to...
Europe (%)





























		Very attached		Fairly attached		Not very attached		Not at all attached		Don't know	Total 'Attached'		Total 'Not attached'	
		Sum.2020	Diff. Sum.2020 - Aut.2019	Sum.2020	Diff. Sum.2020 - Aut.2019	Sum.2020	Diff. Sum.2020 - Aut.2019	Sum.2020	Diff. Sum.2020 - Aut.2019		Sum.2020	Diff. Sum.2020 - Aut.2019	Sum.2020	Diff. Sum.2020 - Aut.2019
		EU27		18	-2	47	2	25	1		9	0	1	65
EU28-UK		18	-2	47	1	25	1	9	1	1	65	-1	34	2
EURO AREA		16	-3	46	0	27	3	10	1	1	62	-3	37	4
NON-EURO AREA		23	2	50	7	20	-5	6	-3	1	73	9	26	-8
BE		17	1	46	-2	30	1	7	0	0	63	-1	37	1
BG		20	0	41	1	22	0	13	-1	4	61	1	35	-1
CZ		15	-4	45	-3	29	4	9	2	2	60	-7	38	6
DK		26	3	55	2	16	-4	2	-1	1	81	5	18	-5
DE		24	-2	51	1	18	0	5	1	2	75	-1	23	1
EE		15	1	50	4	28	-3	7	0	0	65	5	35	-3
IE		30	6	48	6	17	-8	5	-2	0	78	12	22	-10
EL		9	1	34	2	39	0	18	-3	0	43	3	57	-3
ES		14	-10	46	-2	31	10	7	2	2	60	-12	38	12
FR		16	0	44	1	26	1	13	-1	1	60	1	39	0
HR		22	6	37	-5	30	-2	10	1	1	59	1	40	-1
IT		8	-4	39	-3	32	1	19	5	2	47	-7	51	6
CY		9	-1	35	-5	43	5	12	0	1	44	-6	55	5
CY (tcc)		6	-11	8	-12	22	0	58	23	6	14	-23	80	23
LV		36	4	42	-1	14	-2	7	0	1	78	3	21	-2
LT		24	7	47	-4	22	-1	6	-1	1	71	3	28	-2
LU		38	11	35	-19	21	6	6	3	0	73	-8	27	9
HU		39	6	43	-2	13	-3	4	-1	1	82	4	17	-4
MT		19	-10	39	-8	28	12	10	4	4	58	-18	38	16
NL		17	0	49	1	28	-1	6	1	0	66	1	34	0
AT		23	2	40	-5	23	-1	13	4	1	63	-3	36	3
PL		21	2	58	3	16	-5	4	2	1	79	5	20	-3
PT		11	0	49	-3	31	5	9	-1	0	60	-3	40	4
RO		21	-2	45	4	26	-4	7	3	1	66	2	33	-1
SI		20	-1	45	0	28	0	6	1	1	65	-1	34	1
SK		19	2	48	-4	27	4	5	-1	1	67	-2	32	3
FI		20	-1	50	-2	23	3	7	3	0	70	-3	30	6
SE		29	1	50	-2	17	3	4	-1	0	79	-1	21	2
UK		16	-3	34	-1	28	-1	22	7	0	50	-4	50	6
AL		9	4	42	-10	31	-2	17	7	1	51	-6	48	5
MK		22	-2	43	3	20	2	13	-2	2	65	1	33	0
ME		10	-4	28	-13	29	-2	32	19	1	38	-17	61	17
RS		6	-1	20	-2	40	1	31	1	3	26	-3	71	2
TR		5	-15	10	-4	35	13	45	5	5	15	-19	80	18

QC2.1 For each of the following statements, please tell me to what extent it corresponds or not to your own opinion.





























You feel you are a citizen of the EU (%)

		Yes, definitely		Yes, to some extent		No, not really		No, definitely not		Don't know	Total 'Yes'		Total 'No'	
		Sum.2020	Diff. Sum.2020 - Aut.2019	Sum.2020	Diff. Sum.2020 - Aut.2019	Sum.2020	Diff. Sum.2020 - Aut.2019	Sum.2020	Diff. Sum.2020 - Aut.2019		Sum.2020	Diff. Sum.2020 - Aut.2019	Sum.2020	Diff. Sum.2020 - Aut.2019
EU27		29	-1	41	1	19	-1	10	1	1	70	0	29	0
EU28-UK		29	-2	41	0	19	0	10	2	1	70	-2	29	2
EURO AREA		29	-2	40	0	20	1	10	1	1	69	-2	30	2
NON-EURO AREA		29	2	45	6	17	-4	7	-4	2	74	8	24	-8
BE		27	-3	49	5	21	-1	3	-1	0	76	2	24	-2
BG		18	-2	34	-2	25	2	20	0	3	52	-4	45	2
CZ		18	-6	42	1	26	4	13	0	1	60	-5	39	4
DK		39	2	41	-1	15	0	5	0	0	80	1	20	0
DE		46	-1	36	0	11	0	5	0	2	82	-1	16	0
EE		36	-2	43	1	16	2	5	0	0	79	-1	21	2
IE		53	18	36	-9	8	-7	3	-2	0	89	9	11	-9
EL		15	-1	39	4	28	-4	18	1	0	54	3	46	-3
ES		33	-9	46	2	14	3	6	4	1	79	-7	20	7
FR		21	1	38	0	22	-1	17	-1	2	59	1	39	-2
HR		26	4	44	0	23	-4	7	0	0	70	4	30	-4
IT		16	-1	32	-6	34	3	17	4	1	48	-7	51	7
CY		24	-1	44	-3	22	0	9	3	1	68	-4	31	3
LV		35	2	41	1	17	-2	6	-1	1	76	3	23	-3
LT		35	1	46	-1	14	0	4	-1	1	81	0	18	-1
LU		50	-7	39	5	9	3	2	-1	0	89	-2	11	2
HU		36	2	44	-2	14	0	4	-1	2	80	0	18	-1
MT		19	-13	53	4	17	5	2	-2	9	72	-9	19	3
NL		30	0	43	1	18	-4	9	4	0	73	1	27	0
AT		24	-5	48	4	18	0	9	0	1	72	-1	27	0
PL		33	5	50	-3	12	-1	3	-1	2	83	2	15	-2
PT		31	2	49	-3	14	-1	5	2	1	80	-1	19	1
RO		25	-2	43	-2	22	2	8	2	2	68	-4	30	4
SI		30	4	47	-3	17	-2	6	1	0	77	1	23	-1
SK		29	2	53	1	12	-1	5	-1	1	82	3	17	-2
FI		25	-13	46	3	23	8	6	3	0	71	-10	29	11
SE		33	-10	42	6	18	3	7	2	0	75	-4	25	5


































QC2.2 For each of the following statements, please tell me to what extent it corresponds or not to your own opinion.
You know what your rights are as a citizen of the EU (%)

		Yes, definitely		Yes, to some extent		No, not really		No, definitely not		Don't know	Total 'Yes'		Total 'No'	
		Sum.2020	Diff. Sum.2020 - Aut.2019	Sum.2020	Diff. Sum.2020 - Aut.2019	Sum.2020	Diff. Sum.2020 - Aut.2019	Sum.2020	Diff. Sum.2020 - Aut.2019		Sum.2020	Diff. Sum.2020 - Aut.2019	Sum.2020	Diff. Sum.2020 - Aut.2019
EU27		15	1	42	2	31	-1	11	-2	1	57	3	42	-3
EU28-UK		15	1	42	1	31	0	11	-2	1	57	2	42	-2
EURO AREA		13	1	42	2	32	-1	12	-2	1	55	3	44	-3
NON-EURO AREA		18	1	45	5	27	-3	8	-3	2	63	6	35	-6
BE		13	1	40	0	41	1	5	-3	1	53	1	46	-2
BG		10	3	34	-3	35	2	19	-2	2	44	0	54	0
CZ		10	-3	38	2	41	5	10	-4	1	48	-1	51	1
DK		17	4	53	5	21	-9	8	0	1	70	9	29	-9
DE		22	6	51	-3	20	-1	6	-1	1	73	3	26	-2
EE		18	2	57	5	23	-1	2	-5	0	75	7	25	-6
IE		21	-1	60	21	17	-12	2	-8	0	81	20	19	-20
EL		6	0	40	4	36	-6	18	2	0	46	4	54	-4
ES		11	-5	45	2	33	4	9	-1	2	56	-3	42	3
FR		9	1	31	4	37	-1	22	-4	1	40	5	59	-5
HR		15	5	41	2	34	-7	10	0	0	56	7	44	-7
IT		9	0	26	-1	44	-1	19	1	2	35	-1	63	0
CY		17	4	50	-1	25	1	7	-5	1	67	3	32	-4
LV		19	7	43	0	27	-4	10	-3	1	62	7	37	-7
LT		21	1	51	0	23	1	5	-1	0	72	1	28	0
LU		21	1	57	0	22	2	0	-2	0	78	1	22	0
HU		19	-2	38	-3	33	6	9	-1	1	57	-5	42	5
MT		7	-7	43	-2	30	2	12	3	8	50	-9	42	5
NL		11	1	56	5	24	-8	9	2	0	67	6	33	-6
AT		19	0	47	4	25	-4	9	2	0	66	4	34	-2
PL		25	2	48	2	19	-4	4	-2	4	73	4	23	-6
PT		11	1	53	6	25	-7	11	0	0	64	7	36	-7
RO		17	1	46	4	27	-3	8	-3	2	63	5	35	-6
SI		16	4	53	1	25	-5	6	0	0	69	5	31	-5
SK		16	2	48	4	29	-3	6	-2	1	64	6	35	-5
FI		12	-7	63	10	23	0	2	-1	0	75	3	25	-1
SE		14	-3	55	3	26	3	4	-3	1	69	0	30	0


































QC2.3 For each of the following statements, please tell me to what extent it corresponds or not to your own opinion.
You would like to know more about your rights as a citizen of the EU (%)

		Yes, definitely		Yes, to some extent		No, not really		No, definitely not		Don't know	Total 'Yes'		Total 'No'	
		Sum.2020	Diff. Sum.2020 - Aut.2019	Sum.2020	Diff. Sum.2020 - Aut.2019	Sum.2020	Diff. Sum.2020 - Aut.2019	Sum.2020	Diff. Sum.2020 - Aut.2019		Sum.2020	Diff. Sum.2020 - Aut.2019	Sum.2020	Diff. Sum.2020 - Aut.2019
EU27		26	-2	42	3	21	-1	9	0	2	68	1	30	-1
EU28-UK		26	-3	42	1	21	1	9	1	2	68	-2	30	2
EURO AREA		26	-3	42	1	20	0	10	2	2	68	-2	30	2
NON-EURO AREA		27	3	41	5	22	-5	7	-3	3	68	8	29	-8
BE		22	-5	46	0	29	5	3	0	0	68	-5	32	5
BG		38	0	38	0	13	2	6	-2	5	76	0	19	0
CZ		21	-7	41	2	24	4	11	1	3	62	-5	35	5
DK		29	-2	29	-3	29	3	11	3	2	58	-5	40	6
DE		26	-2	38	0	20	-2	13	4	3	64	-2	33	2
EE		41	15	40	-1	17	-6	2	-5	0	81	14	19	-11
IE		46	13	42	-3	11	-5	1	-3	0	88	10	12	-8
EL		40	-2	35	0	17	2	7	-1	1	75	-2	24	1
ES		25	-13	46	9	20	4	7	1	2	71	-4	27	5
FR		26	-2	45	4	16	-1	11	-1	2	71	2	27	-2
HR		32	3	38	-3	22	0	6	-1	2	70	0	28	-1
IT		23	-1	42	-4	21	3	11	2	3	65	-5	32	5
CY		75	3	15	-8	7	4	3	1	0	90	-5	10	5
LV		34	-2	34	2	23	2	8	-2	1	68	0	31	0
LT		24	-4	48	2	21	0	6	2	1	72	-2	27	2
LU		54	23	31	-13	14	-5	1	-4	0	85	10	15	-9
HU		29	-1	40	0	22	0	8	1	1	69	-1	30	1
MT		36	-5	37	-4	10	1	7	2	10	73	-9	17	3
NL		28	-2	36	-1	30	3	6	1	0	64	-3	36	4
AT		25	0	35	-2	30	2	9	2	1	60	-2	39	4
PL		21	3	43	-5	25	2	8	1	3	64	-2	33	3
PT		17	-8	49	-2	25	6	8	4	1	66	-10	33	10
RO		32	1	41	-1	18	-1	6	0	3	73	0	24	-1
SI		27	5	39	-3	26	0	7	-2	1	66	2	33	-2
SK		27	-3	50	10	15	-2	5	-3	3	77	7	20	-5
FI		19	-2	50	11	29	-1	2	-5	0	69	9	31	-6
SE		34	-2	42	5	20	0	3	-3	1	76	3	23	-3


































QC3a Which of the following do you think is the most positive result of the EU? Firstly?
(%)

		Peace among the Member States of the EU		The free movement of people, goods and services within the EU		The euro		Student exchange programmes such as ERASMUS	
		Sum.2020	Diff. Sum.2020 - Aut.2019	Sum.2020	Diff. Sum.2020 - Aut.2019	Sum.2020	Diff. Sum.2020 - Aut.2019	Sum.2020	Diff. Sum.2020 - Aut.2019
EU27		32	-2	26	1	10	2	7	0
EU28-UK		32	-2	26	2	10	1	7	0
EURO AREA		34	-1	23	0	11	1	7	0
NON-EURO AREA		26	-5	35	5	4	0	7	0
BE		31	2	21	-1	19	1	8	-2
BG		20	-6	47	2	4	2	3	-2
CZ		33	-7	37	7	3	0	9	0
DK		44	-5	26	5	1	0	5	1
DE		52	-1	20	0	9	1	3	1
EE		27	-3	43	6	10	0	3	-3
IE		35	11	37	9	8	-5	2	-7
EL		35	5	28	-1	6	-1	8	2
ES		21	-7	29	2	14	6	4	-2
FR		40	-1	15	1	13	3	11	1
HR		18	-2	40	2	4	0	11	-1
IT		22	4	21	-1	12	-1	10	-2
CY		35	1	28	2	6	1	11	0
CY (tcc)		11	-7	17	-7	7	-2	6	-4
LV		25	-6	34	0	7	1	12	2
LT		27	0	47	-1	5	1	5	-1
LU		51	1	21	-2	13	1	3	0
HU		22	3	36	1	9	1	8	0
MT		20	0	20	-3	6	-14	19	4
NL		38	-3	33	4	10	-1	5	3
AT		28	2	19	-3	7	-6	9	3
PL		24	-4	36	5	4	0	7	0
PT		14	-3	42	-1	8	2	6	-4
RO		15	-3	30	4	6	-3	8	-3
SI		32	5	26	-1	17	-1	8	0
SK		25	5	31	-2	16	-1	11	0
FI		35	0	36	8	14	-1	5	0
SE		43	-7	33	1	0	0	5	1
AL		5	3	43	8	10	-3	5	-1
MK		17	1	30	-6	6	0	2	0
ME		20	2	21	-2	8	1	7	-4
RS		17	2	31	-4	7	-3	5	1
TR		7	2	14	-5	8	6	8	3

QC3a Which of the following do you think is the most positive result of the EU? Firstly?
(%)

		The Common Agricultural Policy		The economic power of the EU		The political and diplomatic influence of the EU in the rest of the world		The level of social welfare (healthcare, education, pensions) in the EU	
		Sum.2020	Diff. Sum.2020 - Aut.2019	Sum.2020	Diff. Sum.2020 - Aut.2019	Sum.2020	Diff. Sum.2020 - Aut.2019	Sum.2020	Diff. Sum.2020 - Aut.2019
EU27		3	0	8	2	5	0	7	2
EU28-UK		3	0	8	2	5	0	7	1
EURO AREA		2	0	7	1	5	0	7	2
NON-EURO AREA		5	0	9	4	6	2	7	2
BE		1	-1	5	1	5	1	10	1
BG		3	2	9	2	6	2	6	2
CZ		2	0	7	3	4	0	5	-1
DK		2	1	3	1	7	-1	10	-1
DE		1	0	5	-1	4	0	5	1
EE		1	0	6	3	3	2	7	2
IE		3	-2	4	-7	4	1	7	3
EL		2	0	6	0	10	3	4	1
ES		1	-2	13	4	5	1	7	1
FR		3	0	3	0	3	1	8	-1
HR		4	0	11	1	3	-1	9	2
IT		4	1	11	4	9	0	7	4
CY		2	-1	7	1	3	-4	6	0
CY (tcc)		0	-4	15	2	3	-2	13	5
LV		4	2	6	2	1	-1	8	0
LT		2	0	7	2	2	0	4	0
LU		0	-1	2	0	3	1	7	3
HU		3	-2	10	0	5	0	5	1
MT		1	1	10	6	5	2	9	3
NL		1	0	3	-1	4	-2	6	1
AT		3	0	7	-3	8	3	9	1
PL		7	-1	9	5	5	1	6	-1
PT		1	0	12	5	6	2	6	2
RO		9	0	13	2	7	0	11	4
SI		2	1	7	0	1	-1	4	0
SK		3	1	4	0	3	1	6	-2
FI		1	0	1	0	4	-1	4	-4
SE		1	0	2	1	10	3	5	2
AL		6	-7	7	-1	4	2	20	0
MK		2	0	22	6	5	2	13	1
ME		8	-2	17	4	6	0	12	5
RS		3	0	15	2	6	2	14	5
TR		6	0	21	0	12	-3	21	5


































QC3a Which of the following do you think is the most positive result of the EU? Firstly?
(%)

		Other (SPONTANEOUS)		None (SPONTANEOUS)		Don't know
		Sum.2020	Diff. Sum.2020 - Aut.2019	Sum.2020	Diff. Sum.2020 - Aut.2019	
EU27		0	-1	1	-2	1
EU28-UK		0	-1	1	-2	1
EURO AREA		0	-1	2	-2	2
NON-EURO AREA		0	-1	0	-4	1
BE		0	-1	0	-1	0
BG		0	-1	1	-1	1
CZ		0	-1	0	-1	0
DK		0	-1	1	0	1
DE		0	-1	1	0	0
EE		0	-1	0	-3	0
IE		0	-1	0	-1	0
EL		0	-2	1	-7	0
ES		0	-1	2	-2	4
FR		0	-1	2	-2	2
HR		0	0	0	-1	0
IT		0	-2	3	-4	1
CY		0	0	1	-1	1
CY (tcc)		1	1	7	2	20
LV		0	-1	1	0	2
LT		0	0	0	-1	1
LU		0	-1	0	0	0
HU		0	0	1	-2	1
MT		1	-1	2	-1	7
NL		0	-1	0	0	0
AT		1	-1	7	3	2
PL		0	-1	1	-1	1
PT		0	-1	1	-2	4
RO		0	0	0	0	1
SI		0	-2	2	-1	1
SK		0	-1	1	0	0
FI		0	0	0	-1	0
SE		0	0	0	-1	1
AL		0	0	0	0	0
MK		0	-2	2	-1	1
ME		0	-1	1	-1	0
RS		0	-1	1	-4	1
TR		0	-1	0	-7	3

QC3T Which of the following do you think is the most positive result of the EU? Firstly? And then?

(%)


































(MAX. 3 ANSWERS)

		Peace among the Member States of the EU		The free movement of people, goods and services within the EU		The euro		Student exchange programmes such as ERASMUS	
		Sum.2020	Diff. Sum.2020 - Aut.2019	Sum.2020	Diff. Sum.2020 - Aut.2019	Sum.2020	Diff. Sum.2020 - Aut.2019	Sum.2020	Diff. Sum.2020 - Aut.2019
EU27		55	0	59	2	28	3	25	0
EU28-UK		55	-1	59	1	28	0	25	0
EURO AREA		56	-1	57	1	32	0	25	1
NON-EURO AREA		50	-3	65	6	13	3	27	0
BE		57	-1	53	-1	48	4	28	-1
BG		56	2	77	0	13	5	24	3
CZ		59	-2	67	1	9	1	39	2
DK		67	-3	59	0	4	-3	21	0
DE		74	0	63	0	35	-3	15	2
EE		52	-2	78	7	39	2	18	-9
IE		63	19	73	14	32	-8	11	-17
EL		63	6	66	4	17	-2	29	4
ES		40	-10	56	2	30	5	17	-3
FR		62	-1	41	-3	34	4	36	6
HR		49	5	71	-1	14	-2	33	-4
IT		42	7	55	4	25	-1	34	-1
CY		64	2	67	5	17	-1	31	-7
CY (tcc)		26	-7	28	-11	19	1	12	-7
LV		49	-5	67	-3	30	-1	36	-2
LT		55	-4	79	-2	12	1	35	-1
LU		74	2	70	2	40	-2	18	-2
HU		45	6	65	-1	21	0	32	-3
MT		36	0	54	2	27	-13	46	-2
NL		64	-4	69	2	35	-8	17	3
AT		46	3	51	-1	29	-7	23	1
PL		48	-5	65	5	9	-1	23	-3
PT		37	-3	73	-1	33	6	23	-9
RO		32	-5	59	8	22	-4	30	0
SI		57	5	57	-3	43	-3	29	-4
SK		51	9	71	4	46	1	34	-2
FI		63	1	68	4	40	-6	17	-9
SE		74	-2	70	-2	7	1	26	-2
AL		13	4	67	6	20	1	11	-1
MK		37	0	58	-10	12	-2	13	-3
ME		36	3	52	-3	27	9	20	-11
RS		41	4	65	0	16	-4	15	-4
TR		23	7	32	-8	14	8	15	1


































QC3T Which of the following do you think is the most positive result of the EU? Firstly? And then?

(%)

(MAX. 3 ANSWERS)

		The Common Agricultural Policy		The economic power of the EU		The political and diplomatic influence of the EU in the rest of the world		The level of social welfare (healthcare, education, pensions) in the EU	
		Sum.2020	Diff. Sum.2020 - Aut.2019	Sum.2020	Diff. Sum.2020 - Aut.2019	Sum.2020	Diff. Sum.2020 - Aut.2019	Sum.2020	Diff. Sum.2020 - Aut.2019
EU27		12	0	25	1	22	2	22	2
EU28-UK		12	0	25	1	22	2	22	1
EURO AREA		10	0	24	0	21	1	21	1
NON-EURO AREA		21	4	28	4	24	4	25	4
BE		9	0	19	0	16	-1	28	2
BG		14	4	31	0	22	0	19	1
CZ		14	2	28	3	16	-2	22	-2
DK		10	-2	22	8	35	-2	37	-3
DE		7	-1	25	-3	20	0	16	1
EE		5	-3	25	6	19	8	25	4
IE		13	-8	23	-9	21	6	29	8
EL		8	0	29	2	38	8	15	5
ES		6	-5	34	6	23	5	26	4
FR		14	2	13	-1	14	1	25	-3
HR		16	-1	37	5	17	0	30	5
IT		13	1	27	1	26	0	17	3
CY		12	-2	17	-5	10	-10	32	-1
CY (tcc)		5	-4	32	8	10	-5	26	0
LV		13	3	18	3	10	-2	28	5
LT		15	2	25	1	15	0	21	1
LU		3	-3	9	-1	13	0	30	4
HU		19	-3	32	0	22	1	20	4
MT		8	0	27	11	16	3	26	-5
NL		6	-1	18	-2	26	-1	28	1
AT		11	-4	27	-5	28	-2	32	7
PL		27	3	29	3	21	1	25	2
PT		7	1	31	7	20	4	24	3
RO		27	-1	33	-2	25	4	29	8
SI		10	3	26	2	7	-1	16	-2
SK		12	-3	22	2	13	-1	16	0
FI		4	0	9	-1	23	0	24	-9
SE		7	-2	12	-1	42	5	22	1
AL		15	-14	17	-8	22	-4	60	-2
MK		9	-1	46	2	17	3	39	1
ME		19	-3	36	4	16	-3	32	6
RS		12	1	38	2	25	5	36	4
TR		17	-1	42	-2	33	-6	42	7





























QC3T Which of the following do you think is the most positive result of the EU? Firstly? And then?
(%)
(MAX. 3 ANSWERS)

		Other (SPONTANEOUS)		None (SPONTANEOUS)		Don't know
		Sum.2020	Diff. Sum.2020 - Aut.2019	Sum.2020	Diff. Sum.2020 - Aut.2019	
EU27		0	-3	3	-4	3
EU28-UK		0	-3	3	-2	3
EURO AREA		0	-3	3	-3	3
NON-EURO AREA		0	-2	1	-6	2
BE		0	-2	0	-2	0
BG		0	-1	1	-3	1
CZ		0	-3	1	-2	1
DK		0	-3	2	-1	2
DE		0	-3	2	-1	1
EE		0	-2	1	-3	1
IE		0	-3	0	-3	0
EL		0	-4	3	-10	1
ES		0	-3	5	-2	7
FR		0	-3	4	-4	4
HR		0	-1	0	-2	0
IT		0	-4	5	-5	3
CY		0	0	4	1	1
CY (tcc)		2	0	15	9	43
LV		0	-1	2	-2	4
LT		0	-1	2	0	1
LU		0	-2	0	-1	1
HU		0	-1	1	-3	1
MT		2	-1	3	-2	11
NL		0	-2	1	-1	1
AT		3	-2	11	2	3
PL		0	-1	1	-1	2
PT		0	-2	2	-2	5
RO		0	-1	1	0	2
SI		1	-3	4	-3	1
SK		0	-2	1	-1	1
FI		0	-1	1	-2	0
SE		0	-1	4	0	2
AL		0	0	0	0	0
MK		0	-3	3	-1	1
ME		0	-1	2	-1	0
RS		0	-2	2	-5	1
TR		0	-3	0	-10	5

QC4 In your opinion, among the following subjects, which are those that most create a feeling of community among EU citizens?

(%)





























(MAX. 3 ANSWERS)

		History		Religion		Values		Geography		Languages	
		Sum.2020	Diff. Sum.2020 - Aut.2019	Sum.2020	Diff. Sum.2020 - Aut.2019	Sum.2020	Diff. Sum.2020 - Aut.2019	Sum.2020	Diff. Sum.2020 - Aut.2019	Sum.2020	Diff. Sum.2020 - Aut.2019
EU27		23	2	9	1	21	-1	19	2	9	-1
EU28-UK		23	1	9	1	21	-1	19	2	9	-1
EURO AREA		23	1	8	1	22	-1	19	1	9	-1
NON-EURO AREA		21	1	12	2	20	1	18	3	10	0
BE		26	4	6	-2	23	-1	12	-2	11	-2
BG		25	0	17	5	26	0	29	0	7	-1
CZ		24	-5	9	2	20	-4	11	-3	13	0
DK		26	-2	5	1	24	1	17	2	7	0
DE		19	2	6	-1	25	-1	13	1	9	0
EE		18	2	6	2	31	10	27	9	5	-4
IE		20	2	4	-3	33	9	16	1	11	-5
EL		28	0	17	4	23	0	31	4	10	-2
ES		22	3	3	0	16	-3	16	2	5	-2
FR		27	1	8	1	22	0	20	1	13	-2
HR		17	0	12	4	11	-1	17	1	10	1
IT		27	3	11	2	21	-1	19	0	7	1
CY		11	2	15	3	18	-3	8	-1	14	2
LV		15	2	5	-2	10	-2	26	-6	14	-2
LT		16	0	8	0	19	1	23	0	10	1
LU		28	2	8	3	32	1	16	0	20	-6
HU		27	2	13	1	16	1	21	1	9	-2
MT		14	-5	11	2	31	10	14	-6	24	8
NL		25	-2	5	1	20	-1	35	5	7	0
AT		21	-6	12	1	27	-1	21	-4	14	0
PL		19	0	11	0	21	3	16	2	9	0
PT		19	1	5	0	19	-3	20	3	8	-3
RO		17	5	17	3	14	-1	16	3	12	1
SI		18	-5	9	0	18	1	15	-3	9	-5
SK		26	3	18	6	17	1	34	1	11	1
FI		22	1	6	1	32	5	28	8	3	-3
SE		28	-2	4	-1	29	-2	27	1	6	0

QC4 In your opinion, among the following subjects, which are those that most create a feeling of community among EU citizens?

(%)





























(MAX. 3 ANSWERS)

		The rule of law		Sports		Inventions, science and technology		Economy		Healthcare and pensions	
		Sum.2020	Diff. Sum.2020 - Aut.2019	Sum.2020	Diff. Sum.2020 - Aut.2019	Sum.2020	Diff. Sum.2020 - Aut.2019	Sum.2020	Diff. Sum.2020 - Aut.2019	Sum.2020	Diff. Sum.2020 - Aut.2019
EU27		18	0	17	0	13	1	25	4	12	1
EU28-UK		18	0	17	1	13	1	25	4	12	1
EURO AREA		18	0	17	0	12	1	25	4	11	1
NON-EURO AREA		17	0	15	-1	14	1	25	6	13	0
BE		15	3	20	-1	11	0	26	5	19	2
BG		14	2	12	5	16	4	18	3	9	0
CZ		12	-1	22	1	21	3	17	1	14	1
DK		19	2	22	2	18	1	23	5	9	0
DE		24	-3	17	0	12	-1	25	3	10	2
EE		22	10	11	-7	13	2	37	9	7	0
IE		21	7	23	-6	13	1	34	8	9	-2
EL		15	6	16	-3	17	0	31	1	7	2
ES		17	-2	13	-2	9	5	30	5	14	1
FR		16	2	22	1	10	0	17	3	11	-1
HR		17	0	24	1	16	-2	31	1	12	2
IT		15	1	14	2	16	5	24	2	12	4
CY		13	-7	19	-10	15	-3	24	3	10	-2
LV		6	-4	25	6	12	-1	28	6	12	1
LT		6	0	29	-2	19	0	27	2	8	0
LU		21	2	10	-7	8	3	24	7	10	0
HU		14	1	14	-1	13	1	26	4	15	-2
MT		22	-2	20	4	11	4	13	-1	11	2
NL		20	-1	21	2	18	-3	34	3	8	2
AT		17	2	12	-3	13	0	19	1	17	4
PL		19	4	10	-3	13	1	30	3	12	0
PT		21	5	11	0	10	-3	24	9	6	-3
RO		15	-1	17	2	11	-3	20	2	19	1
SI		11	2	32	1	12	-2	39	8	10	4
SK		15	1	18	6	11	0	19	3	10	-6
FI		32	-1	8	-8	11	0	24	4	10	-3
SE		27	0	13	-2	15	1	21	2	12	4

QC4 In your opinion, among the following subjects, which are those that most create a feeling of community among EU citizens?

(%)





























(MAX. 3 ANSWERS)

		Solidarity with poorer regions		Culture		Education		Care for the environment	
		Sum.2020	Diff. Sum.2020 - Aut.2019	Sum.2020	Diff. Sum.2020 - Aut.2019	Sum.2020	Diff. Sum.2020 - Aut.2019	Sum.2020	Diff. Sum.2020 - Aut.2019
EU27		12	0	27	3	14	-3	17	-2
EU28-UK		12	0	27	4	14	-2	17	-2
EURO AREA		12	0	28	4	14	-3	17	-2
NON-EURO AREA		13	1	24	1	15	-3	18	-1
BE		9	0	30	5	19	0	15	-6
BG		13	2	27	3	11	1	12	2
CZ		12	1	29	1	9	0	19	-4
DK		13	1	23	-5	20	-6	24	-5
DE		15	4	27	6	16	-3	21	-3
EE		6	0	28	8	16	-1	27	4
IE		16	5	38	10	20	-5	20	7
EL		9	1	43	7	11	-3	9	1
ES		10	0	29	6	15	-4	11	-2
FR		12	-1	27	-1	14	-4	20	-2
HR		17	-2	20	0	19	1	16	1
IT		9	-2	26	3	12	0	13	0
CY		10	0	39	3	25	-5	9	-6
LV		6	-2	31	3	23	-1	22	1
LT		6	-4	29	-2	10	-1	13	-3
LU		12	3	32	3	14	-8	17	-1
HU		11	-3	29	7	13	3	18	0
MT		5	-6	31	0	17	0	19	3
NL		10	-4	26	5	10	1	24	2
AT		9	0	20	-4	15	1	20	0
PL		12	-2	23	2	11	-2	20	-3
PT		17	-6	34	9	17	2	14	-2
RO		13	-2	20	5	25	3	12	-2
SI		6	-1	23	2	16	0	17	0
SK		10	-2	24	-2	16	5	14	-2
FI		9	-3	24	2	17	-8	22	-2
SE		15	2	25	1	19	1	19	0

QC4 In your opinion, among the following subjects, which are those that most create a feeling of community among EU citizens?






























(%)

(MAX. 3 ANSWERS)

		Other (SPONTANEOUS)		None, such a feeling does not exist (SPONTANEOUS)		None (SPONTANEOUS)		Don't know
		Sum.2020	Diff. Sum.2020 - Aut.2019	Sum.2020	Diff. Sum.2020 - Aut.2019	Sum.2020	Diff. Sum.2020 - Aut.2019	
EU27		0	-1	1	-2	1	-1	2
EU28-UK		0	-1	1	-2	1	-1	2
EURO AREA		0	-1	2	-2	1	-1	2
NON-EURO AREA		0	-1	0	-3	0	-1	1
BE		0	-1	1	-1	0	0	1
BG		0	0	1	-4	1	-1	1
CZ		0	-1	0	-1	0	-1	0
DK		0	-2	1	-1	1	-1	2
DE		0	-2	3	1	0	-2	2
EE		0	-2	0	-7	0	-2	0
IE		0	-1	0	-2	0	-1	0
EL		0	-1	1	-5	1	-1	1
ES		0	-1	3	-1	1	-1	3
FR		0	-2	0	-2	1	-1	2
HR		0	-1	0	-3	0	0	0
IT		0	-1	1	-5	3	-1	2
CY		0	0	2	1	2	1	1
LV		0	-1	1	0	1	0	3
LT		0	-1	1	-1	1	0	3
LU		0	-2	0	0	0	0	0
HU		0	0	0	-3	0	-1	1
MT		0	0	0	-3	1	-1	8
NL		0	-2	1	0	0	-1	0
AT		1	0	8	3	2	0	1
PL		0	0	0	-4	0	-1	2
PT		0	-1	1	-11	0	-1	4
RO		0	0	0	-2	0	-1	1
SI		0	-1	2	-2	1	-1	1
SK		0	-1	0	-3	0	-1	0
FI		0	-1	0	-1	0	-1	0
SE		0	-1	1	-1	1	0	1






























QC5.1 For each of the following statements, please tell me whether you totally agree, tend to agree, tend to disagree or totally disagree.

People in (OUR COUNTRY) have a lot of things in common (%)

		Totally agree		Tend to agree		Tend to disagree		Totally disagree		Don't know	Total 'Agree'		Total 'Disagree'	
		Sum.2020	Diff. Sum.2020 - Aut.2019	Sum.2020	Diff. Sum.2020 - Aut.2019	Sum.2020	Diff. Sum.2020 - Aut.2019	Sum.2020	Diff. Sum.2020 - Aut.2019		Sum.2020	Diff. Sum.2020 - Aut.2019	Sum.2020	Diff. Sum.2020 - Aut.2019
EU27		24	0	56	0	15	0	3	0	2	80	0	18	0
EU28-UK		24	0	56	0	15	0	3	0	2	80	0	18	0
EURO AREA		21	0	57	0	16	-1	4	1	2	78	0	20	0
NON-EURO AREA		35	7	53	-1	9	-4	2	-1	1	88	6	11	-5
BE		9	-1	68	4	21	-1	2	-1	0	77	3	23	-2
BG		41	4	45	-8	8	3	3	0	3	86	-4	11	3
CZ		28	-4	55	3	13	0	3	1	1	83	-1	16	1
DK		46	-4	47	2	5	1	1	1	1	93	-2	6	2
DE		23	-2	56	-2	16	2	2	1	3	79	-4	18	3
EE		18	-3	65	7	15	-2	2	1	0	83	4	17	-1
IE		40	-4	55	4	4	1	1	0	0	95	0	5	1
EL		42	5	50	-3	6	-2	2	0	0	92	2	8	-2
ES		30	4	57	3	12	-3	1	-1	0	87	7	13	-4
FR		12	-1	56	3	22	-2	7	0	3	68	2	29	-2
HR		33	4	54	2	11	-4	2	-1	0	87	6	13	-5
IT		16	-2	56	0	20	0	6	1	2	72	-2	26	1
CY		49	5	44	-6	6	2	0	-2	1	93	-1	6	0
LV		25	1	55	-1	16	1	3	0	1	80	0	19	1
LT		22	2	63	-1	10	-1	1	-1	4	85	1	11	-2
LU		10	-2	59	3	29	4	2	-2	0	69	1	31	2
HU		31	5	50	-5	14	-1	3	0	2	81	0	17	-1
MT		48	16	38	-18	3	-3	1	1	10	86	-2	4	-2
NL		18	-5	67	5	13	-1	1	1	1	85	0	14	0
AT		40	9	46	-5	10	-2	3	-1	1	86	4	13	-3
PL		33	6	58	-1	7	-4	1	0	1	91	5	8	-4
PT		18	4	72	-5	8	2	1	0	1	90	-1	9	2
RO		36	3	46	-1	14	0	3	-1	1	82	2	17	-1
SI		21	2	50	-3	23	1	5	1	1	71	-1	28	2
SK		32	11	59	-8	6	-2	2	1	1	91	3	8	-1
FI		22	-6	68	5	10	4	0	0	0	90	-1	10	4
SE		40	-4	53	2	5	1	2	2	0	93	-2	7	3
UK		7	-14	62	7	28	12	3	-1	0	69	-7	31	11






























QC5.2 For each of the following statements, please tell me whether you totally agree, tend to agree, tend to disagree or totally disagree.

People in the EU have a lot of things in common (%)

		Totally agree		Tend to agree		Tend to disagree		Totally disagree		Don't know	Total 'Agree'		Total 'Disagree'	
		Sum.2020	Diff. Sum.2020 - Aut.2019	Sum.2020	Diff. Sum.2020 - Aut.2019	Sum.2020	Diff. Sum.2020 - Aut.2019	Sum.2020	Diff. Sum.2020 - Aut.2019		Sum.2020	Diff. Sum.2020 - Aut.2019	Sum.2020	Diff. Sum.2020 - Aut.2019
		EU27		10	-2	45	-2	31	3		9	2	5	55
EU28-UK		10	-2	45	-3	31	3	9	2	5	55	-5	40	5
EURO AREA		8	-2	43	-3	34	3	10	2	5	51	-5	44	5
NON-EURO AREA		18	1	50	0	22	0	5	0	5	68	1	27	0
BE		5	0	50	-1	35	0	8	1	2	55	-1	43	1
BG		20	4	45	-7	19	2	6	0	10	65	-3	25	2
CZ		9	-4	40	-8	36	7	10	3	5	49	-12	46	10
DK		11	1	51	-9	30	7	4	0	4	62	-8	34	7
DE		10	-1	47	-2	32	1	7	2	4	57	-3	39	3
EE		3	-3	42	-4	46	13	9	2	0	45	-7	55	15
IE		9	-16	61	7	27	13	3	0	0	70	-9	30	13
EL		10	-1	43	-3	34	4	11	0	2	53	-4	45	4
ES		11	-3	51	2	27	3	4	-1	7	62	-1	31	2
FR		5	0	39	0	35	-1	14	1	7	44	0	49	0
HR		17	3	42	-9	31	4	7	0	3	59	-6	38	4
IT		6	-3	34	-6	38	6	17	4	5	40	-9	55	10
CY		16	0	33	-19	32	10	9	2	10	49	-19	41	12
LV		10	0	45	-5	34	6	5	0	6	55	-5	39	6
LT		11	-1	53	-4	24	3	3	-1	9	64	-5	27	2
LU		3	-4	41	-7	48	13	8	2	0	44	-11	56	15
HU		20	-1	48	-2	23	1	6	1	3	68	-3	29	2
MT		4	-2	42	-15	35	14	3	0	16	46	-17	38	14
NL		4	-3	43	-3	40	0	11	7	2	47	-6	51	7
AT		22	7	37	-9	28	2	11	1	2	59	-2	39	3
PL		20	3	54	1	18	-3	3	0	5	74	4	21	-3
PT		7	0	49	-15	32	14	2	-1	10	56	-15	34	13
RO		20	-3	49	0	22	2	4	1	5	69	-3	26	3
SI		8	0	40	-7	38	3	10	3	4	48	-7	48	6
SK		16	5	59	-3	18	2	4	0	3	75	2	22	2
FI		4	-4	50	-4	41	14	5	1	0	54	-8	46	15
SE		14	-9	60	2	22	8	3	-1	1	74	-7	25	7
UK		6	-10	48	2	38	15	8	2	0	54	-8	46	17






























QC6.1 For each of the following statements, please tell me whether you totally agree, tend to agree, tend to disagree or totally disagree.

Overall, regarding your quality of life, it was better before (%)

		Totally agree		Tend to agree		Tend to disagree		Totally disagree		Don't know	Total 'Agree'		Total 'Disagree'	
		Sum.2020	Diff. Sum.2020 - Aut.2019	Sum.2020	Diff. Sum.2020 - Aut.2019	Sum.2020	Diff. Sum.2020 - Aut.2019	Sum.2020	Diff. Sum.2020 - Aut.2019		Sum.2020	Diff. Sum.2020 - Aut.2019	Sum.2020	Diff. Sum.2020 - Aut.2019
EU27		20	1	31	0	31	-1	14	2	4	51	1	45	1
EU28-UK		20	0	31	0	31	0	14	1	4	51	0	45	1
EURO AREA		20	0	30	0	32	0	14	1	4	50	0	46	1
NON-EURO AREA		18	1	34	0	31	0	12	2	5	52	1	43	2
BE		14	-5	41	1	37	4	6	1	2	55	-4	43	5
BG		30	1	35	5	20	-1	5	-4	10	65	6	25	-5
CZ		17	4	29	2	34	0	14	-5	6	46	6	48	-5
DK		8	0	17	3	30	-1	35	5	10	25	3	65	4
DE		12	1	20	1	34	-6	31	4	3	32	2	65	-2
EE		6	-4	22	3	57	13	15	-6	0	28	-1	72	7
IE		8	-10	32	-3	51	16	9	3	0	40	-13	60	19
EL		47	-4	36	3	14	2	2	-1	1	83	-1	16	1
ES		19	-1	41	2	28	-3	9	2	3	60	1	37	-1
FR		24	-5	28	-1	34	6	10	2	4	52	-6	44	8
HR		37	6	35	-6	18	0	6	0	4	72	0	24	0
IT		30	4	34	-5	20	-2	8	1	8	64	-1	28	-1
CY		41	-3	32	1	21	2	4	0	2	73	-2	25	2
LV		21	0	21	-1	36	3	17	-2	5	42	-1	53	1
LT		15	-2	27	0	36	3	18	-1	4	42	-2	54	2
LU		12	1	29	4	41	-1	18	4	0	41	5	59	3
HU		22	-2	41	1	28	0	6	-1	3	63	-1	34	-1
MT		11	-5	26	-3	45	9	6	-2	12	37	-8	51	7
NL		6	0	14	-2	51	0	25	2	4	20	-2	76	2
AT		30	7	31	-1	25	-2	12	-2	2	61	6	37	-4
PL		13	-2	38	2	34	0	10	1	5	51	0	44	1
PT		21	9	42	-1	29	-4	4	-4	4	63	8	33	-8
RO		24	2	38	-4	25	1	8	1	5	62	-2	33	2
SI		20	0	31	-5	33	3	12	4	4	51	-5	45	7
SK		23	10	42	1	23	-8	5	-1	7	65	11	28	-9
FI		8	0	25	3	59	8	8	-7	0	33	3	67	1
SE		9	1	22	3	40	1	28	-5	1	31	4	68	-4
UK		14	-2	40	6	40	8	5	0	1	54	4	45	8






























QC6.2 For each of the following statements, please tell me whether you totally agree, tend to agree, tend to disagree or totally disagree.

You understand well what is going on in today's world (%)





























		Totally agree		Tend to agree		Tend to disagree		Totally disagree		Don't know	Total 'Agree'		Total 'Disagree'	
		Sum.2020	Diff. Sum.2020 - Aut.2019	Sum.2020	Diff. Sum.2020 - Aut.2019	Sum.2020	Diff. Sum.2020 - Aut.2019	Sum.2020	Diff. Sum.2020 - Aut.2019		Sum.2020	Diff. Sum.2020 - Aut.2019	Sum.2020	Diff. Sum.2020 - Aut.2019
EU27		22	1	51	0	20	-1	5	-1	2	73	1	25	-2
EU28-UK		22	2	51	1	20	-2	5	-1	2	73	3	25	-3
EURO AREA		21	1	51	1	21	-1	6	0	1	72	2	27	-1
NON-EURO AREA		24	2	51	-2	19	2	4	-2	2	75	0	23	0
BE		21	2	57	0	19	-1	2	-2	1	78	2	21	-3
BG		29	2	45	-2	16	-2	5	0	5	74	0	21	-2
CZ		9	0	38	-3	39	1	12	2	2	47	-3	51	3
DK		35	7	52	-3	10	-2	2	-1	1	87	4	12	-3
DE		28	4	53	1	14	-3	3	-2	2	81	5	17	-5
EE		24	7	62	3	13	-4	1	-3	0	86	10	14	-7
IE		31	7	61	5	7	-9	1	-2	0	92	12	8	-11
EL		25	4	53	0	18	-1	3	-4	1	78	4	21	-5
ES		11	-5	52	5	28	-1	8	1	1	63	0	36	0
FR		25	0	48	2	20	-2	5	0	2	73	2	25	-2
HR		20	6	55	0	18	-5	5	-2	2	75	6	23	-7
IT		13	-1	44	0	28	-2	11	1	4	57	-1	39	-1
CY		51	5	42	-1	6	-2	1	-2	0	93	4	7	-4
LV		23	5	53	1	18	-5	4	-1	2	76	6	22	-6
LT		21	4	57	-2	18	-1	1	-3	3	78	2	19	-4
LU		28	8	53	-4	18	0	1	-1	0	81	4	19	-1
HU		17	2	44	-4	32	4	6	-2	1	61	-2	38	2
MT		9	1	53	-4	22	-1	5	-1	11	62	-3	27	-2
NL		33	3	61	0	6	-2	0	0	0	94	3	6	-2
AT		22	3	45	-1	25	2	7	-3	1	67	2	32	-1
PL		28	7	54	-5	13	-1	2	-2	3	82	2	15	-3
PT		11	3	50	1	33	-2	5	-1	1	61	4	38	-3
RO		21	2	53	4	19	-5	5	-1	2	74	6	24	-6
SI		23	5	50	-2	21	-4	5	1	1	73	3	26	-3
SK		16	5	54	0	22	-3	5	0	3	70	5	27	-3
FI		23	-4	63	3	13	3	1	0	0	86	-1	14	3
SE		35	4	55	-2	9	0	1	-1	0	90	2	10	-1
UK		21	-4	62	8	16	3	1	-5	0	83	4	17	-2

QC6.3 For each of the following statements, please tell me whether you totally agree, tend to agree, tend to disagree or totally disagree.





























You have confidence in the future (%)

		Totally agree		Tend to agree		Tend to disagree		Totally disagree		Don't know	Total 'Agree'		Total 'Disagree'	
		Sum.2020	Diff. Sum.2020 - Aut.2019	Sum.2020	Diff. Sum.2020 - Aut.2019	Sum.2020	Diff. Sum.2020 - Aut.2019	Sum.2020	Diff. Sum.2020 - Aut.2019		Sum.2020	Diff. Sum.2020 - Aut.2019	Sum.2020	Diff. Sum.2020 - Aut.2019
EU27		18	-1	46	-1	24	0	9	2	3	64	-2	33	2
EU28-UK		18	-2	46	-2	24	1	9	2	3	64	-4	33	3
EURO AREA		17	-2	45	-1	26	1	9	1	3	62	-3	35	2
NON-EURO AREA		22	2	49	-1	21	0	5	0	3	71	1	26	0
BE		10	1	51	-4	31	3	7	0	1	61	-3	38	3
BG		29	-2	37	-5	19	5	7	2	8	66	-7	26	7
CZ		11	-7	42	-8	35	12	10	4	2	53	-15	45	16
DK		48	7	42	-5	7	-3	2	1	1	90	2	9	-2
DE		29	2	44	-5	20	1	5	1	2	73	-3	25	2
EE		7	-8	48	1	38	13	7	-3	0	55	-7	45	10
IE		16	-13	58	4	22	11	4	1	0	74	-9	26	12
EL		3	-3	21	-5	38	-3	36	10	2	24	-8	74	7
ES		16	-7	59	4	18	1	4	1	3	75	-3	22	2
FR		10	1	41	2	31	-3	15	0	3	51	3	46	-3
HR		21	5	49	-8	21	2	6	0	3	70	-3	27	2
IT		10	-5	39	-2	33	2	14	4	4	49	-7	47	6
CY		9	3	21	-9	37	1	30	4	3	30	-6	67	5
LV		40	4	36	-4	14	0	8	1	2	76	0	22	1
LT		10	1	40	5	34	-5	13	-1	3	50	6	47	-6
LU		13	-4	47	-10	32	14	8	4	0	60	-14	40	18
HU		27	1	52	-2	16	1	3	-1	2	79	-1	19	0
MT		14	1	63	10	11	-12	1	-1	11	77	11	12	-13
NL		30	3	50	-2	17	-2	2	1	1	80	1	19	-1
AT		27	4	46	1	20	-3	5	-2	2	73	5	25	-5
PL		16	1	55	-2	19	-1	5	1	5	71	-1	24	0
PT		17	3	52	-11	25	8	2	0	4	69	-8	27	8
RO		22	-4	46	-2	26	7	4	-1	2	68	-6	30	6
SI		29	3	43	-8	21	4	6	2	1	72	-5	27	6
SK		16	3	52	-3	21	0	8	4	3	68	0	29	4
FI		16	-18	60	8	22	12	2	1	0	76	-10	24	13
SE		24	-8	55	7	17	0	3	0	1	79	-1	20	0
UK		10	-5	41	-6	41	15	8	1	0	51	-11	49	16





























QD1 With which of the following two statements do you most agree?
(%)

		The EU should have greater financial means given its political objectives		The EU's financial means match its political objectives		Don't know
		Sum.2020	Diff. Sum.2020 - Aut.2019	Sum.2020	Diff. Sum.2020 - Aut.2019	Sum.2020
EU27		48	8	44	3	8
EU28-UK		48	6	44	3	8
EURO AREA		48	7	43	1	9
NON-EURO AREA		48	10	47	6	5
BE		46	4	51	-3	3
BG		58	17	38	10	4
CZ		38	6	58	1	4
DK		16	2	79	4	5
DE		45	10	49	1	6
EE		51	14	47	5	2
IE		49	-1	49	16	2
EL		50	-2	44	6	6
ES		56	5	28	2	16
FR		51	10	38	-2	11
HR		62	12	37	-5	1
IT		52	7	41	6	7
CY		68	-2	22	0	10
LV		56	7	37	-3	7
LT		24	-2	59	7	17
LU		57	20	41	-10	2
HU		55	-4	42	12	3
MT		57	-3	15	-7	28
NL		27	2	71	2	2
AT		33	5	51	-9	16
PL		51	1	42	9	7
PT		69	10	20	-9	11
RO		55	-8	39	8	6
SI		39	3	59	2	2
SK		41	7	56	7	3
FI		44	5	54	4	2
SE		29	5	65	3	6





























QD2a On which of the following do you think most of the EU budget is spent? Firstly?
(%)

		Economic and monetary policy		Scientific research and innovation		Education, training, culture and media		Transport and energy infrastructures		SMEs and competitiveness	
		Sum.2020	Diff. Sum.2020 - Aut.2019	Sum.2020	Diff. Sum.2020 - Aut.2019	Sum.2020	Diff. Sum.2020 - Aut.2019	Sum.2020	Diff. Sum.2020 - Aut.2019	Sum.2020	Diff. Sum.2020 - Aut.2019
EU27		15	4	4	1	2	0	3	0	2	1
EU28-UK		15	3	4	1	2	0	3	0	2	1
EURO AREA		17	5	4	1	2	0	3	0	2	1
NON-EURO AREA		11	3	4	2	3	1	5	1	2	1
BE		18	6	3	0	3	0	2	0	4	3
BG		8	4	4	1	2	0	7	1	3	1
CZ		10	5	5	1	2	0	6	1	3	2
DK		11	5	1	-1	1	-1	0	-1	0	0
DE		15	5	2	0	1	0	2	-1	1	0
EE		24	12	1	0	2	-1	8	1	0	0
IE		20	12	1	-2	2	-2	6	1	1	-1
EL		15	5	4	-1	2	-1	4	0	1	0
ES		17	1	5	2	2	-2	2	-1	2	1
FR		18	3	4	2	3	1	3	0	2	1
HR		12	1	5	2	2	-1	4	0	4	0
IT		19	7	6	1	3	1	3	1	2	0
CY		14	3	5	1	3	-3	3	0	1	0
LV		10	0	1	-1	3	2	5	0	1	0
LT		15	4	3	1	4	1	3	1	1	1
LU		25	13	1	0	1	-3	4	0	0	-1
HU		17	5	4	0	4	1	4	0	3	1
MT		4	1	5	3	5	0	6	-2	1	0
NL		19	3	1	-1	1	-1	2	1	0	0
AT		8	-2	5	1	2	0	3	-1	4	1
PL		9	1	3	0	4	2	5	-1	2	0
PT		18	9	3	2	3	1	1	-1	2	1
RO		11	2	5	0	6	2	4	-1	3	0
SI		14	6	2	0	1	-1	4	0	2	0
SK		8	1	4	2	2	-1	5	-1	1	0
FI		23	4	1	0	1	1	1	-2	1	0
SE		14	1	0	-2	1	1	2	1	1	0





























QD2a On which of the following do you think most of the EU budget is spent? Firstly?
(%)

		Digital infrastructures		Climate change and environmental protection		Agriculture and rural development		Regional investment		Assistance to EU neighbours, including candidate countries	
		Sum.2020	Diff. Sum.2020 - Aut.2019	Sum.2020	Diff. Sum.2020 - Aut.2019	Sum.2020	Diff. Sum.2020 - Aut.2019	Sum.2020	Diff. Sum.2020 - Aut.2019	Sum.2020	Diff. Sum.2020 - Aut.2019
EU27		2	1	5	1	10	0	4	1	5	0
EU28-UK		2	1	5	0	10	0	4	1	5	0
EURO AREA		1	0	5	1	10	0	3	0	5	0
NON-EURO AREA		3	1	8	3	11	2	6	1	4	0
BE		1	-1	4	-4	7	0	3	0	4	-1
BG		3	0	4	1	5	3	4	2	4	1
CZ		2	1	7	0	3	-3	5	1	5	-2
DK		0	-1	11	5	30	5	6	1	3	0
DE		1	0	6	1	17	2	3	0	10	1
EE		1	0	5	2	10	2	9	5	5	1
IE		1	-1	2	-6	21	11	11	5	5	2
EL		3	1	3	0	3	-1	4	1	4	1
ES		1	0	3	-1	2	-1	2	2	3	0
FR		1	0	4	2	12	-1	2	0	4	-2
HR		3	0	4	0	7	2	5	-1	6	0
IT		2	0	3	-1	2	0	4	1	3	0
CY		2	2	4	2	7	-2	2	0	5	0
LV		1	-1	4	2	7	1	4	0	5	0
LT		2	1	3	-1	11	-1	3	-1	2	-1
LU		2	1	3	0	20	9	5	1	6	2
HU		3	1	7	0	6	0	4	-1	4	0
MT		1	-1	7	0	1	-1	4	-2	4	1
NL		0	0	8	3	27	3	4	1	8	0
AT		2	-1	7	1	11	1	6	1	9	2
PL		3	1	10	3	10	1	8	2	3	1
PT		1	0	2	-2	4	1	1	1	4	1
RO		4	1	6	0	7	0	4	0	4	-1
SI		1	0	2	0	8	-1	5	2	6	0
SK		3	1	5	1	6	-2	7	2	5	0
FI		0	0	6	3	20	6	9	4	3	-1
SE		0	0	3	1	37	-3	10	6	6	1





























QD2a On which of the following do you think most of the EU budget is spent? Firstly?
(%)

		Development and humanitarian aid to countries outside the EU		Defence and security		Immigration issues		Employment, social affairs and public health		Administrative and personnel costs, buildings	
		Sum.2020	Diff. Sum.2020 - Aut.2019	Sum.2020	Diff. Sum.2020 - Aut.2019	Sum.2020	Diff. Sum.2020 - Aut.2019	Sum.2020	Diff. Sum.2020 - Aut.2019	Sum.2020	Diff. Sum.2020 - Aut.2019
EU27		3	0	10	1	7	0	7	2	14	0
EU28-UK		3	0	10	2	7	0	7	2	14	-1
EURO AREA		2	-1	10	2	6	-1	6	1	16	0
NON-EURO AREA		3	0	9	0	8	1	8	2	10	-1
BE		3	-1	11	2	8	-1	9	2	15	-4
BG		4	1	12	2	15	0	8	4	14	1
CZ		4	-1	13	2	16	-3	6	1	10	2
DK		2	0	8	-1	3	0	6	1	14	-5
DE		2	0	7	1	6	0	4	0	17	-3
EE		3	0	12	-3	9	2	5	3	6	-1
IE		1	-4	4	-2	2	-4	13	3	10	-3
EL		3	-1	15	2	17	-3	5	1	11	0
ES		2	0	12	3	5	1	9	3	21	3
FR		2	0	13	3	4	-1	5	2	12	2
HR		2	-1	8	-1	9	-2	10	3	18	2
IT		3	-1	11	2	11	2	6	2	15	0
CY		4	1	8	1	16	3	8	2	11	-3
LV		2	1	22	0	8	0	7	4	10	0
LT		2	0	26	2	4	-1	6	1	8	0
LU		4	2	7	0	1	-5	6	2	14	-3
HU		3	-1	9	3	17	1	7	1	5	-1
MT		2	0	4	-2	5	0	8	1	24	-1
NL		2	0	4	-2	1	-5	8	2	12	-1
AT		3	-2	5	1	4	-3	8	3	13	-4
PL		3	1	8	0	5	0	8	2	12	0
PT		2	-1	5	1	4	1	10	5	25	2
RO		4	-1	12	1	6	1	12	3	6	-1
SI		1	-1	10	3	6	0	7	2	23	-4
SK		4	1	11	1	18	-1	7	2	13	2
FI		1	-1	4	-5	4	-5	8	2	17	2
SE		4	1	2	-3	2	0	7	4	10	-4

QD2a On which of the following do you think most of the EU budget is spent? Firstly?
(%)

		Other (SPONTANEOUS)		None (SPONTANEOUS)		Don't know
		Sum.2020	Diff. Sum.2020 - Aut.2019	Sum.2020	Diff. Sum.2020 - Aut.2019	
EU27		0	-2	1	-1	6
EU28-UK		0	-2	1	-1	6
EURO AREA		0	-2	1	-1	7
NON-EURO AREA		0	-1	0	-2	5
BE		0	-1	0	0	5
BG		0	-1	0	-2	3
CZ		0	-2	0	-1	3
DK		0	-3	0	0	4
DE		1	-2	0	0	5
EE		0	-2	0	-1	0
IE		0	-1	0	0	0
EL		0	-1	0	-1	6
ES		1	-2	2	-1	9
FR		0	-2	0	-1	11
HR		0	-1	0	-1	1
IT		0	-2	1	-4	6
CY		0	-1	0	-1	7
LV		1	-2	0	0	9
LT		0	-2	0	-1	7
LU		0	-4	0	-1	1
HU		0	0	0	-1	3
MT		0	-1	1	-1	18
NL		0	-2	0	0	3
AT		1	1	1	0	8
PL		0	0	0	-2	7
PT		0	-5	0	-5	15
RO		0	-1	0	-1	6
SI		1	-2	1	-1	6
SK		0	-1	0	0	1
FI		0	-1	0	-1	1
SE		0	-1	0	0	1





























QD2T On which of the following do you think most of the EU budget is spent? Firstly? Any others?
(%)
(MAX. 4 ANSWERS)

		Economic and monetary policy		Scientific research and innovation		Education, training, culture and media		Transport and energy infrastructures		SMEs and competitiveness	
		Sum.2020	Diff. Sum.2020 - Aut.2019	Sum.2020	Diff. Sum.2020 - Aut.2019	Sum.2020	Diff. Sum.2020 - Aut.2019	Sum.2020	Diff. Sum.2020 - Aut.2019	Sum.2020	Diff. Sum.2020 - Aut.2019
EU27		36	9	16	3	13	1	17	2	8	3
EU28-UK		36	8	16	3	13	1	17	1	8	2
EURO AREA		38	8	16	3	12	1	16	1	7	2
NON-EURO AREA		28	8	18	6	16	2	18	3	9	3
BE		41	11	15	0	16	-3	13	-1	12	5
BG		23	8	18	7	15	6	26	7	10	1
CZ		22	5	23	4	11	0	21	2	10	5
DK		31	9	16	1	12	0	11	-2	2	-1
DE		35	5	14	5	8	3	18	-1	4	0
EE		46	18	12	2	10	-2	34	12	3	2
IE		46	22	14	-3	19	0	33	12	7	1
EL		36	6	18	-4	13	0	24	4	7	2
ES		39	6	16	4	14	-1	15	-1	7	2
FR		35	5	15	4	12	1	14	3	10	3
HR		30	1	18	4	19	3	14	-1	12	0
IT		42	13	22	4	17	6	14	1	9	4
CY		28	5	21	5	21	0	9	-4	7	-1
LV		26	2	12	4	18	2	22	5	3	0
LT		34	5	18	6	16	3	13	0	3	1
LU		52	19	12	3	14	1	17	0	7	2
HU		42	14	19	5	17	0	15	-4	12	4
MT		15	4	22	4	28	0	18	-8	8	1
NL		53	9	10	1	14	2	18	0	3	2
AT		25	-5	19	2	12	-1	21	-1	14	0
PL		23	5	16	5	14	1	19	1	7	0
PT		43	23	13	6	16	3	7	0	9	5
RO		28	5	19	4	25	6	17	2	12	1
SI		31	7	11	2	10	0	17	1	8	2
SK		25	5	18	5	11	-2	22	-1	4	0
FI		55	8	13	2	7	1	20	1	8	3
SE		41	3	13	1	8	0	18	0	8	2

QD2T On which of the following do you think most of the EU budget is spent? Firstly? Any others?

(%)





























(MAX. 4 ANSWERS)

		Digital infrastructures		Climate change and environmental protection		Agriculture and rural development		Regional investment		Assistance to EU neighbours, including candidate countries	
		Sum.2020	Diff. Sum.2020 - Aut.2019	Sum.2020	Diff. Sum.2020 - Aut.2019	Sum.2020	Diff. Sum.2020 - Aut.2019	Sum.2020	Diff. Sum.2020 - Aut.2019	Sum.2020	Diff. Sum.2020 - Aut.2019
EU27		9	2	22	5	25	3	16	2	17	1
EU28-UK		9	2	22	4	25	2	16	3	17	0
EURO AREA		8	1	20	3	23	1	14	2	18	0
NON-EURO AREA		10	3	26	7	31	8	22	5	14	0
BE		7	0	18	-4	20	-1	14	1	13	-5
BG		13	4	20	7	20	9	18	8	16	2
CZ		7	0	25	1	18	0	19	2	19	-2
DK		4	-1	33	9	54	4	27	6	12	2
DE		8	1	24	5	34	1	11	-2	25	0
EE		9	3	33	16	31	9	27	11	16	2
IE		5	-5	21	-3	49	20	37	17	18	3
EL		16	1	18	4	15	-2	16	1	22	4
ES		7	2	15	1	9	0	8	3	11	3
FR		4	-1	18	7	27	3	10	0	16	-2
HR		12	2	19	2	22	4	20	4	21	0
IT		13	4	17	1	10	2	16	3	13	2
CY		7	2	23	3	24	0	12	0	17	2
LV		8	1	19	3	27	7	15	4	14	0
LT		9	2	22	1	32	3	14	-1	11	-4
LU		9	4	18	5	40	17	32	16	20	4
HU		11	0	30	4	25	3	15	-1	13	-2
MT		13	2	20	-5	8	-1	18	-2	14	1
NL		5	1	32	5	46	3	24	4	22	-4
AT		12	1	28	2	30	4	22	4	26	-1
PL		11	3	28	4	32	6	25	6	13	3
PT		11	4	21	6	12	5	6	3	23	3
RO		15	3	22	2	23	3	16	2	14	-1
SI		10	4	14	2	24	-3	15	1	16	-2
SK		13	5	23	4	19	-2	20	4	21	4
FI		6	2	27	5	42	10	34	7	12	1
SE		5	2	24	7	62	-3	35	5	17	-3

QD2T On which of the following do you think most of the EU budget is spent? Firstly? Any others?

(%)





























(MAX. 4 ANSWERS)

		Development and humanitarian aid to countries outside the EU		Defence and security		Immigration issues		Employment, social affairs and public health		Administrative and personnel costs, buildings	
		Sum.2020	Diff. Sum.2020 - Aut.2019	Sum.2020	Diff. Sum.2020 - Aut.2019	Sum.2020	Diff. Sum.2020 - Aut.2019	Sum.2020	Diff. Sum.2020 - Aut.2019	Sum.2020	Diff. Sum.2020 - Aut.2019
EU27		12	-1	27	3	23	1	21	5	30	0
EU28-UK		12	-1	27	3	23	0	21	4	30	-1
EURO AREA		12	-1	26	2	22	0	20	4	32	-1
NON-EURO AREA		13	1	28	4	24	2	24	7	24	0
BE		12	-4	31	2	26	-3	26	1	33	-2
BG		16	3	32	8	39	4	23	10	31	4
CZ		16	-3	33	3	38	-5	22	7	21	-2
DK		13	-1	30	-1	19	0	21	4	31	-8
DE		12	-1	22	0	21	1	15	0	37	-6
EE		10	0	32	1	34	9	18	8	16	0
IE		9	-8	19	-3	13	-11	38	14	30	1
EL		17	-1	37	1	47	5	17	1	31	-1
ES		8	0	29	3	18	3	23	6	39	6
FR		10	0	27	4	17	1	16	4	22	1
HR		12	-3	26	3	29	-5	28	7	34	2
IT		12	-4	28	5	29	1	24	7	28	-1
CY		13	-3	26	4	41	3	23	5	26	-3
LV		9	-1	41	-3	26	0	21	8	20	0
LT		9	-1	49	-1	21	-1	23	5	18	-3
LU		13	5	26	1	17	-4	19	5	28	-7
HU		12	-1	30	7	36	-2	22	0	13	-2
MT		11	0	22	1	20	-6	24	1	40	5
NL		15	-2	22	-1	17	-10	27	4	31	-5
AT		18	-4	18	0	20	-5	25	6	34	-3
PL		10	0	26	5	16	-3	22	4	26	1
PT		9	-11	22	6	19	4	28	14	33	2
RO		16	1	31	3	22	3	28	5	16	-1
SI		7	-5	28	5	24	-4	22	4	40	-7
SK		19	1	34	5	45	2	23	4	28	5
FI		8	-2	20	-10	17	-13	26	1	42	1
SE		16	1	21	-1	21	-2	23	5	30	-10





























QD2T On which of the following do you think most of the EU budget is spent? Firstly? Any others?

(%)





























(MAX. 4 ANSWERS)

		Other (SPONTANEOUS)		None (SPONTANEOUS)		Don't know
		Sum.2020	Diff. Sum.2020 - Aut.2019	Sum.2020	Diff. Sum.2020 - Aut.2019	Sum.2020
EU27		0	-3	1	-2	8
EU28-UK		0	-3	1	-2	8
EURO AREA		0	-4	1	-2	9
NON-EURO AREA		0	-2	0	-3	5
BE		0	-2	0	0	6
BG		0	-2	0	-2	4
CZ		0	-4	0	-2	3
DK		1	-8	0	-1	5
DE		1	-3	1	0	7
EE		0	-2	0	-2	1
IE		0	-3	0	-1	0
EL		0	-2	0	-2	6
ES		1	-4	4	-1	13
FR		0	-3	1	-1	16
HR		0	-2	0	-1	1
IT		0	-3	2	-4	7
CY		0	-2	1	-1	8
LV		1	-2	1	0	12
LT		0	-3	0	-1	8
LU		0	-5	0	-2	1
HU		0	-1	0	-2	3
MT		1	-1	1	-2	22
NL		0	-3	0	-1	3
AT		2	0	1	-1	8
PL		0	-1	0	-2	8
PT		0	-10	2	-4	20
RO		0	-2	1	0	6
SI		1	-4	2	-1	8
SK		0	-2	1	0	2
FI		0	-1	0	-2	1
SE		0	-1	0	0	2





























QD3a And on which of the following would you like EU budget to be spent? Firstly?
(%)

		Economic and monetary policy		Scientific research and innovation		Education, training, culture and media		Transport and energy infrastructures		SMEs and competitiveness	
		Sum.2020	Diff. Sum.2020 - Aut.2019	Sum.2020	Diff. Sum.2020 - Aut.2019	Sum.2020	Diff. Sum.2020 - Aut.2019	Sum.2020	Diff. Sum.2020 - Aut.2019	Sum.2020	Diff. Sum.2020 - Aut.2019
EU27		6	2	8	1	10	-1	3	0	3	0
EU28-UK		6	2	8	1	10	-1	3	0	3	0
EURO AREA		6	2	9	2	10	-2	2	0	3	-1
NON-EURO AREA		5	1	7	1	9	-2	4	1	3	1
BE		8	4	8	2	9	-6	2	0	2	-2
BG		4	0	6	1	10	0	2	0	6	1
CZ		3	1	10	2	7	1	7	2	5	1
DK		4	2	10	2	6	1	1	-1	1	1
DE		4	1	8	2	9	1	3	-1	4	-1
EE		10	4	14	4	7	-6	2	0	2	1
IE		5	1	6	2	7	-6	6	3	2	0
EL		11	2	5	0	7	-3	1	-1	6	0
ES		4	2	13	3	15	-3	1	0	2	0
FR		3	1	7	3	11	-3	2	1	4	-2
HR		7	-1	7	1	10	-1	2	0	5	0
IT		10	2	13	1	8	-1	3	0	2	0
CY		6	3	6	2	18	-2	1	-1	4	-1
LV		8	2	6	1	13	-1	2	-1	2	-1
LT		13	6	7	1	12	-2	3	2	1	0
LU		8	5	4	-2	8	-4	5	2	6	3
HU		12	2	5	1	8	3	3	0	5	1
MT		2	1	3	-5	14	-3	1	-1	1	0
NL		9	2	6	0	10	-3	3	0	1	0
AT		5	1	6	1	5	-1	3	0	8	4
PL		5	1	6	1	9	1	5	1	3	1
PT		6	2	5	1	10	-5	1	0	2	1
RO		7	2	6	2	12	0	5	0	3	1
SI		4	1	7	1	9	-1	2	0	6	0
SK		7	4	7	1	7	0	5	-3	2	1
FI		8	5	12	4	3	-4	3	1	6	1
SE		4	1	9	0	3	0	2	0	3	2





























QD3a And on which of the following would you like EU budget to be spent? Firstly?
(%)

		Digital infrastructures		Climate change and environmental protection		Agriculture and rural development		Regional investment		Assistance to EU neighbours, including candidate countries	
		Sum.2020	Diff. Sum.2020 - Aut.2019	Sum.2020	Diff. Sum.2020 - Aut.2019	Sum.2020	Diff. Sum.2020 - Aut.2019	Sum.2020	Diff. Sum.2020 - Aut.2019	Sum.2020	Diff. Sum.2020 - Aut.2019
EU27		2	0	14	0	6	0	5	1	2	0
EU28-UK		2	0	14	0	6	0	5	1	2	0
EURO AREA		2	0	15	0	5	-1	5	2	1	0
NON-EURO AREA		2	1	13	-1	9	3	7	1	3	1
BE		1	0	16	-1	4	0	3	0	1	0
BG		1	0	5	-1	11	2	7	3	2	-1
CZ		1	0	10	-1	10	1	7	0	3	2
DK		1	-1	33	0	3	-1	2	0	1	1
DE		5	1	23	2	5	0	5	0	1	0
EE		4	2	11	1	10	0	4	-1	1	0
IE		1	-1	19	2	6	0	7	0	1	-1
EL		0	-1	7	0	10	1	1	0	2	0
ES		0	0	7	-2	4	-1	2	0	2	0
FR		1	1	18	4	7	0	3	-1	1	0
HR		1	0	6	0	13	4	3	-3	4	0
IT		2	-1	8	-1	4	0	6	3	3	1
CY		1	1	8	-1	5	0	1	0	1	-2
LV		1	1	6	-1	12	-4	3	0	1	0
LT		2	1	5	-2	8	-2	3	-3	2	0
LU		1	0	23	4	7	-1	4	0	0	-1
HU		2	0	13	1	8	1	4	-1	3	0
MT		1	1	12	-8	3	1	4	1	1	-1
NL		1	0	26	-1	2	-1	2	1	1	1
AT		2	0	12	-7	7	0	13	2	2	0
PL		2	0	12	1	10	1	9	0	3	0
PT		0	0	3	-6	2	-3	3	1	0	-1
RO		3	1	5	-1	9	-1	6	0	3	-3
SI		2	1	9	-1	13	2	2	-3	2	0
SK		1	0	7	0	15	-1	7	0	2	1
FI		1	1	18	-1	9	1	7	2	1	0
SE		1	0	36	2	3	-2	4	2	0	0





























QD3a And on which of the following would you like EU budget to be spent? Firstly?
(%)

		Development and humanitarian aid to countries outside the EU		Defence and security		Immigration issues		Employment, social affairs and public health		Administrative and personnel costs, buildings	
		Sum.2020	Diff. Sum.2020 - Aut.2019	Sum.2020	Diff. Sum.2020 - Aut.2019	Sum.2020	Diff. Sum.2020 - Aut.2019	Sum.2020	Diff. Sum.2020 - Aut.2019	Sum.2020	Diff. Sum.2020 - Aut.2019
EU27		2	0	6	0	4	0	26	3	1	0
EU28-UK		2	0	6	-1	4	0	26	2	1	0
EURO AREA		1	-1	6	-1	4	0	27	3	1	0
NON-EURO AREA		2	0	8	2	3	-1	21	1	2	1
BE		1	0	4	-1	7	0	32	6	1	-1
BG		2	1	5	0	2	0	35	2	1	0
CZ		1	-1	13	-2	2	0	20	0	1	-1
DK		3	1	6	1	4	0	22	2	0	0
DE		2	0	4	-1	4	0	17	-2	1	0
EE		0	0	9	0	4	2	21	2	1	0
IE		2	0	2	-1	3	-1	33	8	0	-2
EL		1	0	7	0	6	0	34	1	1	1
ES		1	-2	1	-1	1	-2	45	7	0	0
FR		1	-1	9	-2	4	1	24	1	1	1
HR		2	1	3	-1	2	-1	33	2	2	0
IT		2	0	6	-1	8	1	22	4	1	0
CY		2	0	12	3	4	-1	31	2	0	0
LV		0	-1	11	-3	1	0	31	10	1	1
LT		1	0	6	1	2	0	34	1	1	0
LU		2	0	4	-4	4	1	23	4	0	0
HU		1	-2	10	3	4	-2	20	-2	1	-1
MT		1	-2	7	0	12	4	26	10	1	0
NL		2	1	7	-1	4	0	26	3	0	0
AT		2	-1	6	0	3	-1	19	3	2	0
PL		4	3	7	1	2	0	18	-3	2	0
PT		1	0	5	2	1	0	55	8	0	0
RO		3	-3	7	1	4	0	21	4	3	1
SI		2	1	3	1	1	0	34	2	1	1
SK		1	-1	9	1	3	-2	27	7	0	-1
FI		1	0	9	1	1	-1	21	-6	0	0
SE		1	-1	7	2	4	0	23	-2	0	0





























QD3a And on which of the following would you like EU budget to be spent? Firstly?
(%)

		Other (SPONTANEOUS)		None (SPONTANEOUS)		Don't know
		Sum.2020	Diff. Sum.2020 - Aut.2019	Sum.2020	Diff. Sum.2020 - Aut.2019	
EU27		0	-1	0	-1	2
EU28-UK		0	-1	0	-1	2
EURO AREA		0	-1	1	0	2
NON-EURO AREA		0	-1	0	-2	2
BE		0	-1	0	0	1
BG		0	-1	0	-1	1
CZ		0	-1	0	-1	0
DK		0	-5	0	-1	3
DE		1	0	1	0	3
EE		0	-1	0	0	0
IE		0	-2	0	0	0
EL		0	0	0	0	1
ES		0	-1	0	0	2
FR		0	-1	1	0	3
HR		0	0	0	0	0
IT		0	-1	1	-2	1
CY		0	0	0	-2	0
LV		0	-1	0	0	2
LT		0	-1	0	0	0
LU		0	-2	0	0	1
HU		0	0	0	-1	1
MT		0	-1	2	0	9
NL		0	-1	0	0	0
AT		2	1	1	-1	2
PL		0	-1	0	-2	3
PT		0	0	1	-3	5
RO		0	-1	0	-1	3
SI		1	-2	1	0	1
SK		0	-1	0	-1	0
FI		0	0	0	0	0
SE		0	-1	0	-1	0





























QD3T And on which of the following would you like EU budget to be spent? Firstly? Any others?
(%)
(MAX. 4 ANSWERS)

		Economic and monetary policy		Scientific research and innovation		Education, training, culture and media		Transport and energy infrastructures		SMEs and competitiveness	
		Sum.2020	Diff. Sum.2020 - Aut.2019	Sum.2020	Diff. Sum.2020 - Aut.2019	Sum.2020	Diff. Sum.2020 - Aut.2019	Sum.2020	Diff. Sum.2020 - Aut.2019	Sum.2020	Diff. Sum.2020 - Aut.2019
EU27		19	4	33	6	37	-1	14	-1	13	1
EU28-UK		19	3	33	5	37	-1	14	-2	13	0
EURO AREA		18	2	35	6	39	-1	13	-2	13	0
NON-EURO AREA		19	5	27	4	31	-3	19	3	13	5
BE		19	4	36	11	43	-4	9	-2	9	-5
BG		19	1	23	4	40	3	15	2	27	7
CZ		13	3	32	2	23	-1	23	2	17	-1
DK		13	6	41	4	32	-4	14	0	5	2
DE		16	3	30	4	30	-1	15	-5	15	-2
EE		25	2	48	18	34	-10	21	5	8	4
IE		17	-1	41	19	42	-3	30	11	11	1
EL		35	2	29	0	36	-7	8	-2	30	1
ES		14	1	46	7	61	6	5	-5	11	0
FR		10	2	29	8	39	-4	8	-3	14	-2
HR		27	0	27	5	41	2	11	-2	19	5
IT		25	1	42	4	32	2	17	0	8	0
CY		25	9	29	2	57	-3	6	1	17	-2
LV		23	4	24	0	48	2	15	0	11	3
LT		38	7	32	5	47	-1	12	0	3	1
LU		21	10	29	5	33	-11	21	6	17	8
HU		35	4	22	3	33	5	14	-5	15	3
MT		8	2	21	-10	49	1	24	5	6	2
NL		30	7	35	5	46	-6	14	-2	8	4
AT		21	4	26	4	23	-5	13	-4	31	8
PL		16	3	24	5	27	-3	20	2	9	2
PT		20	5	25	0	57	-7	7	0	12	1
RO		23	4	21	6	37	2	19	1	10	1
SI		17	2	29	3	33	-4	9	-3	24	2
SK		26	10	24	2	31	3	25	-3	6	2
FI		26	10	42	6	24	-8	21	3	22	5
SE		15	4	44	2	26	-2	21	3	14	2





























QD3T And on which of the following would you like EU budget to be spent? Firstly? Any others?
(%)
(MAX. 4 ANSWERS)

		Digital infrastructures		Climate change and environmental protection		Agriculture and rural development		Regional investment		Assistance to EU neighbours, including candidate countries	
		Sum.2020	Diff. Sum.2020 - Aut.2019	Sum.2020	Diff. Sum.2020 - Aut.2019	Sum.2020	Diff. Sum.2020 - Aut.2019	Sum.2020	Diff. Sum.2020 - Aut.2019	Sum.2020	Diff. Sum.2020 - Aut.2019
EU27		9	1	40	-1	25	2	18	1	7	1
EU28-UK		9	1	40	-1	25	1	18	1	7	1
EURO AREA		9	1	41	-2	23	0	16	0	6	1
NON-EURO AREA		8	1	36	-1	30	7	23	4	9	1
BE		5	-2	46	0	19	-2	16	4	5	-1
BG		6	1	24	0	45	8	25	8	8	-1
CZ		6	1	31	-3	31	-1	23	-1	9	1
DK		9	1	68	1	15	-2	9	0	5	2
DE		18	2	50	0	20	0	18	-3	6	2
EE		17	8	37	5	35	1	16	2	4	0
IE		12	2	51	11	30	5	29	4	8	-1
EL		3	-2	36	1	42	3	10	-1	9	2
ES		2	0	39	-8	22	0	7	0	6	-1
FR		4	0	43	2	26	0	11	-2	5	1
HR		7	0	28	3	39	6	16	-6	13	3
IT		11	2	30	-2	17	0	20	3	7	1
CY		4	2	38	-2	25	-2	5	-1	4	-3
LV		7	4	25	-1	42	-2	15	0	5	-2
LT		8	3	26	-3	29	-1	19	-7	4	-3
LU		12	8	57	13	27	2	17	5	10	5
HU		6	-1	36	0	33	5	18	-1	10	-2
MT		6	0	44	-13	14	-1	31	16	6	-2
NL		8	0	57	-9	17	1	11	1	6	1
AT		11	-1	42	-3	32	3	36	3	7	-1
PL		9	0	36	3	30	2	30	4	8	1
PT		2	-1	28	-7	18	-4	22	6	4	-1
RO		13	4	21	0	32	0	19	1	14	-3
SI		7	1	33	-4	40	4	14	-6	8	1
SK		9	2	31	3	45	0	30	2	7	1
FI		8	4	43	-8	31	2	26	1	4	0
SE		7	0	64	-3	22	-5	17	2	3	-1



































QD3T And on which of the following would you like EU budget to be spent? Firstly? Any others?
(%)
(MAX. 4 ANSWERS)

		Development and humanitarian aid to countries outside the EU		Defence and security		Immigration issues		Employment, social affairs and public health		Administrative and personnel costs, buildings	
		Sum.2020	Diff. Sum.2020 - Aut.2019	Sum.2020	Diff. Sum.2020 - Aut.2019	Sum.2020	Diff. Sum.2020 - Aut.2019	Sum.2020	Diff. Sum.2020 - Aut.2019	Sum.2020	Diff. Sum.2020 - Aut.2019
EU27		8	-2	23	0	16	-1	52	4	4	0
EU28-UK		8	-2	23	-1	16	-1	52	3	4	0
EURO AREA		8	-2	22	-2	16	-2	54	3	3	0
NON-EURO AREA		10	0	26	4	13	-2	46	3	6	1
BE		7	-1	18	-6	24	0	59	3	5	0
BG		6	2	19	-1	7	-1	64	5	5	2
CZ		5	-1	40	0	13	2	45	3	4	0
DK		17	0	22	-1	20	-1	50	2	1	1
DE		10	-2	17	-3	14	-2	38	-4	3	1
EE		2	0	34	5	14	6	50	7	2	-2
IE		14	1	9	-2	12	-7	61	11	3	-4
EL		6	-1	32	7	26	5	71	3	2	-2
ES		8	-1	6	-6	9	-6	78	9	1	0
FR		7	-2	31	-2	14	-1	50	2	3	0
HR		11	1	13	-3	8	-2	61	4	5	0
IT		6	-3	24	1	29	0	44	4	6	1
CY		6	-6	37	3	15	-5	62	-2	3	0
LV		5	0	31	-6	8	0	59	9	2	0
LT		5	1	18	0	12	1	64	1	3	1
LU		10	-2	22	-2	20	5	48	2	1	-1
HU		7	-5	36	8	18	0	44	-3	3	-5
MT		6	-3	23	-4	24	-5	54	10	2	-1
NL		14	2	29	-4	19	-5	62	4	1	0
AT		9	-3	23	-1	13	-4	48	5	7	-1
PL		9	0	24	0	11	2	40	-3	8	1
PT		5	-2	40	6	5	-4	82	5	2	0
RO		13	-3	25	3	12	-3	45	9	11	1
SI		6	1	13	1	6	-3	63	4	2	1
SK		3	-3	27	1	12	-7	57	10	3	-1
FI		5	-1	31	-3	9	-7	51	-7	3	1
SE		11	-4	25	3	26	-1	55	-5	1	0



































QD3T And on which of the following would you like EU budget to be spent? Firstly? Any others?
(%)
(MAX. 4 ANSWERS)

		Other (SPONTANEOUS)		None (SPONTANEOUS)		Don't know
		Sum.2020	Diff. Sum.2020 - Aut.2019	Sum.2020	Diff. Sum.2020 - Aut.2019	
EU27		1	-1	1	-1	3
EU28-UK		1	-1	1	-1	3
EURO AREA		1	-1	1	-1	3
NON-EURO AREA		0	-2	0	-3	3
BE		0	-1	0	0	1
BG		0	-1	0	-1	1
CZ		0	-3	1	-1	1
DK		1	-10	1	0	4
DE		1	-1	1	0	5
EE		0	-1	0	-1	0
IE		0	-2	1	0	0
EL		0	-1	0	-1	1
ES		0	-1	1	0	3
FR		1	-1	2	0	5
HR		0	-1	0	0	0
IT		0	-1	1	-3	2
CY		0	-1	0	-2	1
LV		0	-2	1	0	4
LT		0	-3	0	-1	1
LU		0	-3	0	-1	1
HU		0	-1	0	-1	1
MT		1	-1	2	0	10
NL		0	-1	0	-1	1
AT		4	1	2	0	3
PL		0	-1	1	-1	4
PT		0	-3	1	-3	6
RO		0	-2	0	-1	4
SI		1	-3	1	-2	2
SK		0	-1	0	-1	1
FI		0	0	0	-1	1
SE		0	-1	1	0	1



































SD10 During the last twelve months, would you say you had difficulties to pay your bills at the end of the month...? (%)

		Most of the time		From time to time		Almost never/never		Refusal (SPONTANEOUS)	
		Sum.2020	Diff. Sum.2020 - Aut.2019	Sum.2020	Diff. Sum.2020 - Aut.2019	Sum.2020	Diff. Sum.2020 - Aut.2019	Sum.2020	Diff. Sum.2020 - Aut.2019
EU27		8	1	24	-1	67	1	1	-1
EU28-UK		8	0	24	-2	67	3	1	-1
EURO AREA		8	0	25	-1	66	2	1	-1
NON-EURO AREA		5	-1	23	1	72	1	0	-1
BE		5	-5	22	-1	73	6	0	0
BG		25	6	39	-2	35	0	1	-4
CZ		3	-2	22	2	75	1	0	-1
DK		1	0	5	0	93	0	1	0
DE		3	1	14	-1	82	2	1	-2
EE		5	-2	19	2	76	1	0	-1
IE		4	-7	28	-7	68	17	0	-3
EL		32	-2	51	1	17	1	0	0
ES		6	0	21	1	72	-1	1	0
FR		12	-2	21	-4	67	7	0	-1
HR		9	2	35	1	56	-3	0	0
IT		12	2	44	-3	43	4	1	-3
CY		13	-4	34	-3	50	4	3	3
CY (tcc)		19	-18	36	2	44	17	1	-1
LV		5	-1	23	0	71	1	1	0
LT		9	-1	27	3	64	-1	0	-1
LU		7	1	21	5	72	-4	0	-2
HU		6	-1	23	-6	71	7	0	0
MT		3	-2	20	-5	75	5	2	2
NL		2	0	4	-3	94	4	0	-1
AT		6	2	21	-1	64	-4	9	3
PL		2	-1	17	-7	81	9	0	-1
PT		19	-1	42	-3	39	4	0	0
RO		8	-1	40	-5	52	6	0	0
SI		11	1	19	-1	70	2	0	-2
SK		3	1	33	8	64	-4	0	-5
FI		5	2	18	9	77	-10	0	-1
SE		1	-1	5	0	94	1	0	0
UK		6	1	18	2	76	-2	0	-1
AL		16	-1	68	3	16	-2	0	0
MK		14	1	47	8	39	-8	0	-1
ME		29	4	55	-3	16	1	0	-2
RS		15	1	52	-5	33	7	0	-3
TR		17	-3	41	2	42	3	0	-2

SD12 Do you see yourself and your household belonging to...?
(%)

		The working class of society		The lower middle class of society		The middle class of society		The upper middle class of society	
		Sum.2020	Diff. Sum.2020 - Aut.2019	Sum.2020	Diff. Sum.2020 - Aut.2019	Sum.2020	Diff. Sum.2020 - Aut.2019	Sum.2020	Diff. Sum.2020 - Aut.2019
EU27		24	-2	17	0	49	3	8	1
EU28-UK		24	1	17	0	49	0	8	0
EURO AREA		23	1	17	0	49	-1	9	1
NON-EURO AREA		27	-8	15	-1	48	9	7	3
BE		15	1	16	-1	63	1	6	-1
BG		45	2	13	-1	37	6	3	1
CZ		16	-3	24	5	53	0	6	-2
DK		14	1	7	-1	58	-2	20	4
DE		16	0	14	-3	57	2	10	0
EE		14	-11	21	9	53	5	11	2
IE		21	-19	12	-2	54	15	11	8
EL		24	-4	24	3	49	3	2	0
ES		44	-1	13	-1	39	1	2	-1
FR		27	4	18	-3	45	-1	9	1
HR		22	-5	15	4	55	-2	7	2
IT		12	1	21	2	56	-2	11	2
CY		27	5	11	-8	57	4	4	-2
CY (tcc)		19	12	8	-19	65	20	4	-4
LV		34	0	8	-3	50	4	4	0
LT		32	0	19	2	44	-2	4	1
LU		8	-4	13	2	44	-10	33	15
HU		25	-1	23	-5	49	6	3	1
MT		21	-4	8	2	64	-3	4	3
NL		7	1	11	3	50	-5	30	5
AT		18	0	16	0	51	-3	7	1
PL		35	3	16	0	39	1	5	1
PT		51	7	23	-2	22	-3	4	1
RO		22	-2	10	-6	60	8	6	1
SI		29	-2	12	0	52	1	5	2
SK		26	5	23	2	47	-3	4	0
FI		18	-4	17	2	44	-2	18	6
SE		13	-4	12	0	55	-1	18	6
UK		32	-16	22	7	39	10	6	4
AL		14	9	19	-6	62	-3	5	1
MK		27	-1	21	2	47	0	4	0
ME		25	10	20	5	49	-5	5	-4
RS		36	2	16	-2	42	4	4	1
TR		24	6	25	3	44	-3	7	-2



































SD12 Do you see yourself and your household belonging to...?
(%)

		The higher class of society		Other (SPONTANEOUS)		None (SPONTANEOUS)		Refusal (SPONTANEOUS)		Don't know
		Sum.2020	Diff. Sum.2020 - Aut.2019	Sum.2020	Diff. Sum.2020 - Aut.2019	Sum.2020	Diff. Sum.2020 - Aut.2019	Sum.2020	Diff. Sum.2020 - Aut.2019	Sum.2020
EU27		1	0	0	0	0	-1	0	0	1
EU28-UK		1	0	0	0	0	0	0	0	1
EURO AREA		1	0	0	0	0	0	0	0	1
NON-EURO AREA		2	1	0	0	0	-1	0	-1	1
BE		0	0	0	0	0	0	0	0	0
BG		0	0	0	0	0	-3	0	-1	2
CZ		1	1	0	0	0	0	0	0	0
DK		1	0	0	0	0	0	0	0	0
DE		1	1	0	0	1	1	0	0	1
EE		1	1	0	0	0	-2	0	-1	0
IE		1	1	0	0	0	0	0	-2	1
EL		0	0	0	0	1	0	0	0	0
ES		0	0	0	0	1	1	0	0	1
FR		0	-1	0	0	0	0	0	0	1
HR		1	1	0	0	0	0	0	0	0
IT		0	0	0	0	0	0	0	-1	0
CY		0	0	0	0	0	0	0	0	1
CY (tcc)		2	-2	0	-2	1	-1	0	-2	1
LV		1	-1	0	0	0	-1	0	0	3
LT		0	0	0	0	0	0	0	0	1
LU		2	0	0	0	0	0	0	-1	0
HU		0	0	0	0	0	0	0	0	0
MT		0	0	0	0	1	1	1	1	1
NL		2	-2	0	0	0	-1	0	0	0
AT		1	1	0	-1	3	1	2	0	2
PL		3	1	0	0	0	-2	0	0	2
PT		0	0	0	-1	0	0	0	0	0
RO		2	1	0	0	0	0	0	0	0
SI		0	0	0	0	1	-1	0	0	1
SK		0	0	0	0	0	0	0	-1	0
FI		2	1	0	0	0	-1	0	-1	1
SE		1	0	0	0	1	0	0	0	0
UK		0	0	0	0	0	-1	0	-1	1
AL		0	0	0	0	0	0	0	-1	0
MK		1	0	0	0	0	0	0	0	0
ME		1	0	0	0	0	0	0	-5	0
RS		0	0	0	0	1	-1	0	-1	1
TR		0	-1	0	-1	0	0	0	-1	0

SD13 On the whole, are you very satisfied, fairly satisfied, not very satisfied or not at all satisfied with the life you lead? (%)



































		Very satisfied		Fairly satisfied		Not very satisfied		Not at all satisfied		Don't know	Total 'Satisfied'		Total 'Not satisfied'	
		Sum.2020	Diff. Sum.2020 - Aut.2019	Sum.2020	Diff. Sum.2020 - Aut.2019	Sum.2020	Diff. Sum.2020 - Aut.2019	Sum.2020	Diff. Sum.2020 - Aut.2019		Sum.2020	Diff. Sum.2020 - Aut.2019	Sum.2020	Diff. Sum.2020 - Aut.2019
EU27		24	-1	60	1	13	0	3	0	0	84	0	16	0
EU28-UK		24	2	60	-1	13	-1	3	0	0	84	1	16	-1
EURO AREA		24	1	61	0	12	-1	3	0	0	85	1	15	-1
NON-EURO AREA		23	-5	59	3	14	2	4	1	0	82	-2	18	3
BE		27	1	65	2	7	-3	1	0	0	92	3	8	-3
BG		6	1	45	-4	32	-1	17	6	0	51	-3	49	5
CZ		27	1	64	0	8	-1	1	0	0	91	1	9	-1
DK		73	2	25	-1	2	-1	0	0	0	98	1	2	-1
DE		34	1	58	-2	7	1	1	0	0	92	-1	8	1
EE		10	-7	73	5	15	2	2	0	0	83	-2	17	2
IE		33	-4	59	2	7	2	1	0	0	92	-2	8	2
EL		9	2	52	7	29	-4	10	-5	0	61	9	39	-9
ES		27	3	64	0	7	-4	2	1	0	91	3	9	-3
FR		23	5	62	-3	11	-2	4	0	0	85	2	15	-2
HR		20	1	59	4	18	-3	3	-2	0	79	5	21	-5
IT		9	2	62	-2	23	0	6	0	0	71	0	29	0
CY		32	-3	58	4	8	-1	2	0	0	90	1	10	-1
CY (tcc)		23	-10	41	12	21	3	14	-5	1	64	2	35	-2
LV		19	3	65	4	15	-5	1	-2	0	84	7	16	-7
LT		23	5	59	3	16	-6	2	-2	0	82	8	18	-8
LU		30	-12	56	4	12	6	2	2	0	86	-8	14	8
HU		18	10	64	-4	14	-5	4	-1	0	82	6	18	-6
MT		28	7	62	-9	7	-1	2	2	1	90	-2	9	1
NL		51	-4	46	5	3	-1	0	0	0	97	1	3	-1
AT		34	2	51	-6	12	3	3	2	0	85	-4	15	5
PL		21	5	68	-1	9	-2	2	0	0	89	4	11	-2
PT		3	-2	74	6	19	-4	4	0	0	77	4	23	-4
RO		10	4	55	-4	29	2	6	-2	0	65	0	35	0
SI		32	7	58	-9	9	1	1	1	0	90	-2	10	2
SK		14	-1	65	2	18	-2	3	1	0	79	1	21	-1
FI		27	-10	64	6	8	4	1	0	0	91	-4	9	4
SE		43	-3	54	4	3	-1	0	0	0	97	1	3	-1
UK		34	-8	55	6	9	1	2	1	0	89	-2	11	2
AL		3	0	40	-14	48	8	9	6	0	43	-14	57	14
MK		13	5	55	2	21	-5	11	-2	0	68	7	32	-7
ME		13	0	55	-2	23	-4	9	6	0	68	-2	32	2
RS		8	1	47	-1	36	2	9	0	0	55	0	45	2
TR		17	-10	50	7	22	4	11	-1	0	67	-3	33	3

SD14.1 When you get together with friends or relatives, would you say you discuss frequently, occasionally or never about...?
National political matters (%)



































		Frequently		Occasionally		Never		Don't know
		Sum.2020	Diff. Sum.2020 - Aut.2019	Sum.2020	Diff. Sum.2020 - Aut.2019	Sum.2020	Diff. Sum.2020 - Aut.2019	
EU27		25	1	55	3	20	-4	0
EU28-UK		25	1	55	1	20	-2	0
EURO AREA		26	1	53	1	21	-2	0
NON-EURO AREA		24	2	58	5	17	-8	1
BE		18	-1	57	4	25	-3	0
BG		34	14	53	-7	12	-6	1
CZ		21	1	61	0	17	-2	1
DK		32	3	53	-2	15	-1	0
DE		34	1	58	1	8	-2	0
EE		33	11	59	-2	8	-9	0
IE		48	31	46	-4	6	-27	0
EL		48	14	44	-7	8	-7	0
ES		18	-3	45	-1	37	4	0
FR		18	-1	52	6	30	-5	0
HR		21	2	56	-2	23	0	0
IT		25	2	52	1	23	-3	0
CY		23	6	46	-5	31	-1	0
CY (tcc)*		24	-3	43	-2	31	7	2
LV		14	-1	63	0	23	1	0
LT		15	-2	64	4	21	-2	0
LU		36	16	54	-1	10	-15	0
HU		20	1	64	0	15	-2	1
MT		12	-5	61	5	26	0	1
NL		41	0	51	2	8	-2	0
AT		28	3	60	-2	12	-1	0
PL		23	9	59	-2	18	-6	0
PT		12	3	54	-2	34	-1	0
RO		18	-2	57	-1	24	3	1
SI		12	2	64	0	24	-2	0
SK		20	6	66	-5	14	0	0
FI		26	7	63	2	11	-9	0
SE		40	0	55	3	5	-3	0
UK		34	10	53	11	13	-21	0
AL		56	-1	38	-1	6	2	0
MK		28	-1	48	3	23	-2	1
ME		19	-8	46	3	35	5	0
RS		23	4	55	2	21	-7	1
TR		36	-4	44	5	20	0	0

*CY (tcc): Our Community's political matters

SD14.2 When you get together with friends or relatives, would you say you discuss frequently, occasionally or never about...?
European political matters (%)



































		Frequently		Occasionally		Never		Don't know
		Sum.2020	Diff. Sum.2020 - Aut.2019	Sum.2020	Diff. Sum.2020 - Aut.2019	Sum.2020	Diff. Sum.2020 - Aut.2019	
EU27		15	0	52	2	33	-2	0
EU28-UK		15	1	52	0	33	-1	0
EURO AREA		15	1	51	1	34	-2	0
NON-EURO AREA		16	0	55	5	28	-5	1
BE		10	0	52	-1	38	1	0
BG		18	9	58	0	21	-9	3
CZ		8	-1	56	-4	35	4	1
DK		21	0	56	-2	23	2	0
DE		22	1	60	-1	18	1	0
EE		17	4	67	8	16	-11	0
IE		21	6	64	16	15	-22	0
EL		30	7	54	3	16	-10	0
ES		10	0	39	-2	51	2	0
FR		9	-1	44	5	47	-3	0
HR		13	-2	52	0	34	1	1
IT		13	3	48	1	39	-4	0
CY		14	1	45	-4	41	3	0
CY (tcc)		12	-3	28	-18	55	19	5
LV		9	0	57	1	33	-1	1
LT		13	2	60	1	27	-3	0
LU		30	11	57	1	13	-12	0
HU		16	6	59	-6	25	0	0
MT		8	-1	56	0	34	0	2
NL		23	-2	55	-2	22	4	0
AT		17	1	58	-3	24	2	1
PL		17	5	52	-1	30	-4	1
PT		6	0	51	3	43	-3	0
RO		15	2	47	-10	36	7	2
SI		9	2	58	-3	33	1	0
SK		10	3	67	-4	22	1	1
FI		15	2	66	6	19	-8	0
SE		22	0	68	5	10	-5	0
UK		15	-6	59	20	26	-14	0
AL		41	9	43	-12	16	3	0
MK		23	-2	47	1	29	1	1
ME		15	4	46	-16	39	13	0
RS		11	0	54	0	34	0	1
TR		12	-16	50	12	37	4	1

SD14.3 When you get together with friends or relatives, would you say you discuss frequently, occasionally or never about...?
Local political matters (%)

		Frequently		Occasionally		Never		Don't know
		Sum.2020	Diff. Sum.2020 - Aut.2019	Sum.2020	Diff. Sum.2020 - Aut.2019	Sum.2020	Diff. Sum.2020 - Aut.2019	Sum.2020
EU27		23	2	53	1	24	-3	0
EU28-UK		23	2	53	-1	24	-1	0
EURO AREA		23	1	52	0	25	-1	0
NON-EURO AREA		23	5	57	4	20	-9	0
BE		18	0	51	-4	31	4	0
BG		31	5	56	0	12	-4	1
CZ		18	0	59	1	22	-2	1
DK		23	-4	58	5	19	-1	0
DE		31	-1	54	0	15	1	0
EE		31	11	61	-2	8	-9	0
IE		34	13	55	6	11	-19	0
EL		41	8	47	-6	12	-2	0
ES		16	-2	44	-4	40	6	0
FR		17	1	52	6	31	-7	0
HR		27	3	53	-2	20	-1	0
IT		23	5	50	-5	27	0	0
CY		27	6	44	-7	29	1	0
CY (tcc)		30	-3	35	-4	31	6	4
LV		21	-2	61	1	18	1	0
LT		18	-1	61	2	21	-1	0
LU		22	1	61	13	17	-14	0
HU		22	7	62	-6	16	-1	0
MT		27	14	46	-9	26	-5	1
NL		21	-7	54	3	25	4	0
AT		26	2	52	-2	21	0	1
PL		20	6	55	-4	24	-3	1
PT		11	2	53	0	36	-2	0
RO		24	5	55	-6	20	1	1
SI		16	1	62	0	22	-1	0
SK		12	0	68	-3	19	2	1
FI		21	2	66	6	13	-7	0
SE		27	-3	63	5	10	-2	0
UK		17	1	59	17	24	-18	0
AL		49	3	37	-4	14	1	0
MK		37	1	46	3	17	-3	0
ME		17	3	55	-3	28	0	0
RS		28	8	54	-2	18	-6	0
TR		26	-8	44	3	29	5	1

SD15.1 At the present time, would you say that, in general, things are going in the right direction or in the wrong direction, in...?



































(OUR COUNTRY) (%)

		Things are going in the right direction		Things are going in the wrong direction		Neither the one nor the other (SPONTANEOUS)		Don't know
		Sum.2020	Diff. Sum.2020 - Aut.2019	Sum.2020	Diff. Sum.2020 - Aut.2019	Sum.2020	Diff. Sum.2020 - Aut.2019	
EU27		36	5	54	-2	5	-2	5
EU28-UK		36	3	54	-1	5	-2	5
EURO AREA		34	4	55	-3	5	-2	6
NON-EURO AREA		41	8	52	0	3	-4	4
BE		26	0	68	0	5	1	1
BG		21	-7	63	11	7	-3	9
CZ		42	-10	50	12	4	-3	4
DK		68	16	21	-3	8	-12	3
DE		57	16	33	-14	5	-2	5
EE		52	21	48	10	0	-23	0
IE		60	0	39	11	0	-7	1
EL		31	5	59	-3	7	-3	3
ES		17	-3	76	5	4	-2	3
FR		23	1	64	-3	4	-1	9
HR		21	-2	74	2	2	-1	3
IT		20	1	68	-4	4	0	8
CY		37	12	46	-9	11	-6	6
CY (tcc)*		14	0	65	4	16	-3	5
LV		37	7	47	-5	8	-3	8
LT		47	16	31	-16	17	0	5
LU		67	1	33	19	0	-13	0
HU		44	-7	48	8	4	-2	4
MT		52	13	32	3	11	-12	5
NL		50	6	39	-2	9	-4	2
AT		62	11	29	-6	7	-3	2
PL		44	-1	49	6	2	-4	5
PT		47	-8	31	8	8	-5	14
RO		28	-6	67	9	2	0	3
SI		33	-1	54	5	9	-3	4
SK		31	7	58	-4	4	-6	7
FI		51	10	49	9	0	-13	0
SE		51	22	46	-14	2	-6	1
UK		42	21	58	-1	0	-8	0
AL		33	-5	63	5	3	0	1
MK		39	7	52	-2	3	-3	6
ME		27	-19	66	23	1	-4	6
RS		36	-5	49	3	8	2	7
TR		40	-7	56	8	2	2	2

*CY (tcc): Our community



































SD15.2 At the present time, would you say that, in general, things are going in the right direction or in the wrong direction, in...?

The European Union (%)



































		Things are going in the right direction		Things are going in the wrong direction		Neither the one nor the other (SPONTANEOUS)		Don't know
		Sum.2020	Diff. Sum.2020 - Aut.2019	Sum.2020	Diff. Sum.2020 - Aut.2019	Sum.2020	Diff. Sum.2020 - Aut.2019	
EU27		32	1	52	3	5	-3	11
EU28-UK		32	0	52	3	5	-3	11
EURO AREA		29	1	55	2	5	-3	11
NON-EURO AREA		43	6	42	2	5	-3	10
BE		27	-4	65	3	5	1	3
BG		37	-11	30	8	10	1	23
CZ		27	-10	58	11	6	-2	9
DK		38	14	46	4	8	-16	8
DE		40	10	46	-8	5	-2	9
EE		55	21	45	18	0	-20	0
IE		64	10	35	7	0	-9	1
EL		23	-1	62	1	9	-1	6
ES		18	-12	66	15	5	-2	11
FR		22	2	58	-2	4	-2	16
HR		39	-12	47	10	5	-1	9
IT		22	-1	61	3	5	-1	12
CY		26	-2	47	2	9	-7	18
CY (tcc)		20	-18	41	13	12	-10	27
LV		44	1	31	5	8	-6	17
LT		47	1	24	3	14	-5	15
LU		39	5	61	23	0	-18	0
HU		42	-4	44	4	4	-3	10
MT		29	5	42	25	9	-30	20
NL		34	2	56	6	6	-8	4
AT		41	7	45	0	9	-5	5
PL		53	3	31	3	5	-3	11
PT		41	-8	32	14	8	-6	19
RO		44	-8	43	11	3	-2	10
SI		38	1	43	-1	11	-1	8
SK		37	6	50	3	5	-6	8
FI		37	11	63	12	0	-11	0
SE		32	8	63	7	2	-6	3
UK		46	22	54	7	0	-9	0
AL		63	-22	26	19	9	3	2
MK		63	10	24	-5	4	-1	9
ME		41	-6	46	7	5	-3	8
RS		30	-15	44	11	10	3	16
TR		23	-10	63	14	3	0	11

SD15.3 At the present time, would you say that, in general, things are going in the right direction or in the wrong direction, in...?



































The USA (%)

		Things are going in the right direction		Things are going in the wrong direction		Neither the one nor the other (SPONTANEOUS)		Don't know
		Sum.2020	Diff. Sum.2020 - Aut.2019	Sum.2020	Diff. Sum.2020 - Aut.2019	Sum.2020	Diff. Sum.2020 - Aut.2019	
EU27		11	-7	75	15	3	-3	11
EU28-UK		11	-8	75	15	3	-2	11
EURO AREA		6	-8	81	15	3	-2	10
NON-EURO AREA		25	-2	55	7	5	-1	15
BE		8	-7	89	12	1	-2	2
BG		20	-11	37	12	9	0	34
CZ		16	-12	65	22	6	-4	13
DK		3	-2	92	8	1	-4	4
DE		3	-4	89	6	2	-1	6
EE		23	7	77	37	0	-11	0
IE		5	-18	94	38	0	-9	1
EL		8	-6	80	15	4	-5	8
ES		3	-13	86	23	2	-2	9
FR		3	-7	84	16	2	-1	11
HR		17	-16	67	19	5	-3	11
IT		12	-13	67	19	5	-2	16
CY		9	-8	74	20	2	-4	15
CY (tcc)		13	-9	54	6	7	-8	26
LV		13	-6	53	16	4	-7	30
LT		19	-6	43	15	12	-5	26
LU		6	0	94	20	0	-5	0
HU		24	-17	56	22	5	-3	15
MT		1	-5	79	37	1	-17	19
NL		3	-6	94	14	1	-5	2
AT		16	-2	74	7	6	-1	4
PL		34	-5	41	10	5	-3	20
PT		8	-9	68	30	3	-7	21
RO		31	-12	51	17	4	-2	14
SI		10	-6	77	14	6	-3	7
SK		20	2	60	9	3	-8	17
FI		10	2	90	15	0	-5	0
SE		7	-2	91	9	1	-2	1
UK		8	-9	92	34	0	-4	0
AL		64	-20	23	15	9	4	4
MK		50	-1	30	3	6	-1	14
ME		30	-11	53	13	6	-4	11
RS		20	-4	55	8	8	0	17
TR		14	-10	72	14	3	0	11



































SD16 In general, does the EU conjure up for you a very positive, fairly positive, neutral, fairly negative or very negative image? (%)

		Very positive		Fairly positive		Neutral		Fairly negative		Very negative		Don't know	Total 'Positive'		Total 'Negative'	
		Sum.2020	Diff. Sum.2020 - Aut.2019	Sum.2020	Diff. Sum.2020 - Aut.2019	Sum.2020	Diff. Sum.2020 - Aut.2019	Sum.2020	Diff. Sum.2020 - Aut.2019	Sum.2020	Diff. Sum.2020 - Aut.2019		Sum.2020	Diff. Sum.2020 - Aut.2019	Sum.2020	Diff. Sum.2020 - Aut.2019
		EU27		5	-2	35	0	40	3	15	0		4	-1	1	40
EU28-UK		5	-1	35	-2	40	2	15	1	4	0	1	40	-3	19	1
EURO AREA		4	-1	33	-3	41	3	17	1	4	0	1	37	-4	21	1
NON-EURO AREA		8	-2	41	7	37	2	11	-2	3	-3	0	49	5	14	-5
BE		2	-1	35	-2	37	1	22	3	4	-1	0	37	-3	26	2
BG		14	-2	39	-6	27	5	15	6	5	1	0	53	-8	20	7
CZ		3	-2	27	1	41	-3	21	3	8	2	0	30	-1	29	5
DK		7	-6	38	-4	40	8	11	0	3	1	1	45	-10	14	1
DE		7	-2	40	-1	37	1	14	3	2	0	0	47	-3	16	3
EE		5	0	41	-3	37	-4	13	5	4	3	0	46	-3	17	8
IE		17	0	54	8	20	-9	7	2	2	0	0	71	8	9	2
EL		4	1	23	-5	41	4	22	-1	10	1	0	27	-4	32	0
ES		3	0	32	-4	48	3	13	0	2	1	2	35	-4	15	1
FR		3	-1	30	-2	43	8	17	-3	7	-1	0	33	-3	24	-4
HR		7	0	40	6	40	-4	9	-4	4	2	0	47	6	13	-2
IT		3	-1	28	-1	39	-1	23	3	6	1	1	31	-2	29	4
CY		6	0	30	-1	43	1	15	-1	6	1	0	36	-1	21	0
CY (tcc)		17	-5	22	-6	23	-1	21	8	10	1	7	39	-11	31	9
LV		4	0	39	1	48	1	7	-1	1	-1	1	43	1	8	-2
LT		7	1	44	0	43	0	5	0	0	-1	1	51	1	5	-1
LU		6	-1	35	-12	32	0	21	10	6	3	0	41	-13	27	13
HU		5	1	44	-5	39	2	11	2	1	0	0	49	-4	12	2
MT		1	-7	24	-9	56	11	9	0	1	-1	9	25	-16	10	-1
NL		2	-3	34	-4	43	8	18	-1	3	0	0	36	-7	21	-1
AT		7	-1	27	-3	36	-4	22	5	7	2	1	34	-4	29	7
PL		9	1	46	4	37	-3	6	-1	2	0	0	55	5	8	-1
PT		2	0	53	-4	35	6	9	-1	0	-1	1	55	-4	9	-2
RO		8	-1	43	0	37	2	8	-1	3	1	1	51	-1	11	0
SI		5	2	37	-4	48	9	9	-5	1	-1	0	42	-2	10	-6
SK		3	0	33	3	42	-13	17	8	5	2	0	36	3	22	10
FI		5	-1	30	-9	40	0	19	6	6	5	0	35	-10	25	11
SE		7	-1	34	-8	38	8	16	1	5	0	0	41	-9	21	1
UK		9	-3	28	4	32	-1	22	5	9	-2	0	37	1	31	3
AL		10	0	57	-12	27	8	5	3	1	1	0	67	-12	6	4
MK		21	1	42	10	24	-5	8	-2	5	-3	0	63	11	13	-5
ME		13	0	40	-6	26	0	9	-1	12	7	0	53	-6	21	6
RS		5	-2	28	-2	39	2	19	2	9	1	0	33	-4	28	3
TR		5	-2	32	6	28	-12	17	5	17	4	1	37	4	34	9

SD17 Would you say that you are very optimistic, fairly optimistic, fairly pessimistic or very pessimistic about the future of the EU?
(%)


































		Very optimistic		Fairly optimistic		Fairly pessimistic		Very pessimistic		Don't know	Total 'Optimistic'		Total 'Pessimistic'	
		Sum.2020	Diff. Sum.2020 - Aut.2019	Sum.2020	Diff. Sum.2020 - Aut.2019	Sum.2020	Diff. Sum.2020 - Aut.2019	Sum.2020	Diff. Sum.2020 - Aut.2019		Sum.2020	Diff. Sum.2020 - Aut.2019	Sum.2020	Diff. Sum.2020 - Aut.2019
EU27		6	0	54	2	32	2	6	-2	2	60	2	38	0
EU28-UK		6	0	54	0	32	3	6	-1	2	60	0	38	2
EURO AREA		5	0	52	-1	35	4	6	-1	2	57	-1	41	3
NON-EURO AREA		10	1	59	8	25	-1	5	-3	1	69	9	30	-4
BE		3	-1	57	3	35	-1	5	-1	0	60	2	40	-2
BG		12	-2	47	-2	31	11	9	2	1	59	-4	40	13
CZ		7	-4	50	1	33	3	9	1	1	57	-3	42	4
DK		11	0	62	-1	21	2	4	0	2	73	-1	25	2
DE		6	-1	56	-2	32	6	5	0	1	62	-3	37	6
EE		4	0	57	-6	32	7	7	4	0	61	-6	39	11
IE		13	-7	68	7	16	4	3	-1	0	81	0	19	3
EL		4	0	40	-2	40	5	15	-1	1	44	-2	55	4
ES		7	2	59	-2	27	1	3	0	4	66	0	30	1
FR		3	0	46	7	41	-2	8	-4	2	49	7	49	-6
HR		14	4	60	4	19	-6	7	0	0	74	8	26	-6
IT		3	-2	46	0	40	7	10	-1	1	49	-2	50	6
CY		6	-3	47	0	33	0	11	4	3	53	-3	44	4
CY (tcc)		11	-6	31	0	22	-5	18	5	18	42	-6	40	0
LV		8	1	57	1	29	0	3	-1	3	65	2	32	-1
LT		10	1	65	0	21	1	2	0	2	75	1	23	1
LU		6	-1	47	-16	42	19	5	0	0	53	-17	47	19
HU		8	3	58	-1	30	4	4	0	0	66	2	34	4
MT		3	-2	47	-7	29	2	6	3	15	50	-9	35	5
NL		3	0	61	-1	32	2	4	0	0	64	-1	36	2
AT		9	-2	43	-3	28	-4	14	7	6	52	-5	42	3
PL		11	5	64	-1	21	3	3	-1	1	75	4	24	2
PT		2	-1	59	-7	35	12	2	0	2	61	-8	37	12
RO		13	0	58	0	24	2	4	0	1	71	0	28	2
SI		9	1	62	1	25	0	4	0	0	71	2	29	0
SK		9	4	55	-4	29	0	7	3	0	64	0	36	3
FI		4	-1	51	-10	36	9	9	5	0	55	-11	45	14
SE		5	-2	53	-2	35	2	6	1	1	58	-4	41	3
UK		5	-4	37	1	46	13	12	-2	0	42	-3	58	11
AL		7	0	73	-1	16	-1	4	2	0	80	-1	20	1
MK		22	0	53	6	17	-1	8	-2	0	75	6	25	-3
ME		14	-1	56	-2	17	-4	13	9	0	70	-3	30	5
RS		8	-2	48	-1	32	9	11	-2	1	56	-3	43	7
TR		7	-1	48	6	27	-5	17	4	1	55	5	44	-1

SD18a On the whole, are you very satisfied, fairly satisfied, not very satisfied or not at all satisfied with the way democracy works in (OUR COUNTRY)?
(%)

		Very satisfied		Fairly satisfied		Not very satisfied		Not at all satisfied		Don't know	Total 'Satisfied'		Total 'Not satisfied'	
		Sum.2020	Diff. Sum.2020 - Aut.2019	Sum.2020	Diff. Sum.2020 - Aut.2019	Sum.2020	Diff. Sum.2020 - Aut.2019	Sum.2020	Diff. Sum.2020 - Aut.2019		Sum.2020	Diff. Sum.2020 - Aut.2019	Sum.2020	Diff. Sum.2020 - Aut.2019
EU27		9	1	49	3	29	-2	12	-1	1	58	4	41	-3
EU28-UK		9	0	49	1	29	-1	12	0	1	58	1	41	-1
EURO AREA		8	0	50	2	29	-2	12	0	1	58	2	41	-2
NON-EURO AREA		10	1	47	3	29	-2	14	1	0	57	4	43	-1
BE		4	0	57	3	29	-2	10	-1	0	61	3	39	-3
BG		7	0	29	-6	31	2	33	8	0	36	-6	64	10
CZ		5	-3	61	3	28	0	6	1	0	66	0	34	1
DK		46	2	49	0	5	-1	0	-1	0	95	2	5	-2
DE		15	0	57	0	21	0	6	0	1	72	0	27	0
EE		4	1	54	0	35	5	7	0	0	58	1	42	5
IE		18	2	56	-3	18	1	7	2	1	74	-1	25	3
EL		4	1	39	7	41	-3	15	-6	1	43	8	56	-9
ES		5	1	46	6	36	-4	12	-3	1	51	7	48	-7
FR		4	-1	48	6	31	-2	15	-3	2	52	5	46	-5
HR		5	3	36	4	42	0	17	-6	0	41	7	59	-6
IT		4	-1	44	7	34	-3	18	-2	0	48	6	52	-5
CY		9	1	49	11	34	-1	8	-10	0	58	12	42	-11
CY (tcc)*		7	-10	25	-12	29	4	33	16	6	32	-22	62	20
LV		6	1	53	6	28	-5	10	-2	3	59	7	38	-7
LT		3	1	48	12	43	-6	4	-6	2	51	13	47	-12
LU		23	-4	61	-1	12	5	4	2	0	84	-5	16	7
HU		7	1	47	-4	29	0	17	5	0	54	-3	46	5
MT		5	-1	47	5	34	5	8	-9	6	52	4	42	-4
NL		26	6	58	-3	13	-3	3	0	0	84	3	16	-3
AT		15	-4	55	-1	20	0	9	5	1	70	-5	29	5
PL		6	0	51	-4	29	4	13	4	1	57	-4	42	8
PT		2	1	62	2	25	-9	11	6	0	64	3	36	-3
RO		4	1	37	-4	41	1	18	3	0	41	-3	59	4
SI		3	1	38	-7	43	2	15	4	1	41	-6	58	6
SK		3	2	43	2	39	-4	15	2	0	46	4	54	-2
FI		17	3	60	-6	18	3	5	2	0	77	-3	23	5
SE		30	4	53	0	13	-3	4	-1	0	83	4	17	-4
UK		11	4	57	20	24	-12	8	-8	0	68	24	32	-20
AL		3	-6	37	-8	49	14	11	0	0	40	-14	60	14
MK		11	3	48	12	25	-3	16	-9	0	59	15	41	-12
ME		7	-10	33	-10	31	2	28	18	1	40	-20	59	20
RS		7	0	34	4	35	-3	23	2	1	41	4	58	-1
TR		11	-3	47	6	26	-6	15	3	1	58	3	41	-3


































*CY(tcc): In our community

SD18b And how about the way democracy works in the EU?
(%)

		Very satisfied		Fairly satisfied		Not very satisfied		Not at all satisfied		Don't know	Total 'Satisfied'		Total 'Not satisfied'	
		Sum.2020	Diff. Sum.2020 - Aut.2019	Sum.2020	Diff. Sum.2020 - Aut.2019	Sum.2020	Diff. Sum.2020 - Aut.2019	Sum.2020	Diff. Sum.2020 - Aut.2019		Sum.2020	Diff. Sum.2020 - Aut.2019	Sum.2020	Diff. Sum.2020 - Aut.2019
EU27		4	-1	49	2	33	3	10	0	4	53	1	43	3
EU28-UK		4	-1	49	0	33	3	10	1	4	53	-1	43	4
EURO AREA		3	-1	46	0	35	3	12	1	4	49	-1	47	4
NON-EURO AREA		7	1	58	9	26	1	6	-3	3	65	10	32	-2
BE		4	0	56	-1	31	0	8	0	1	60	-1	39	0
BG		13	-2	43	2	30	15	12	4	2	56	0	42	19
CZ		5	-1	52	2	32	3	10	1	1	57	1	42	4
DK		11	-2	62	2	21	3	3	0	3	73	0	24	3
DE		5	0	49	-2	36	3	8	1	2	54	-2	44	4
EE		4	2	51	-3	34	11	11	7	0	55	-1	45	18
IE		7	-7	66	7	20	5	6	2	1	73	0	26	7
EL		3	0	31	0	46	6	18	-4	2	34	0	64	2
ES		3	-1	47	2	33	-1	9	0	8	50	1	42	-1
FR		2	0	41	0	33	2	17	0	7	43	0	50	2
HR		5	0	54	1	35	4	5	1	1	59	1	40	5
IT		3	-1	42	1	36	4	16	2	3	45	0	52	6
CY		7	-1	47	2	32	0	8	-2	6	54	1	40	-2
CY (tcc)		21	8	24	4	16	-4	19	2	20	45	12	35	-2
LV		7	1	57	1	24	1	5	0	7	64	2	29	1
LT		5	1	59	-3	24	4	2	-1	10	64	-2	26	3
LU		5	-4	52	-6	36	13	7	0	0	57	-10	43	13
HU		6	0	57	2	31	5	5	0	1	63	2	36	5
MT		1	-1	40	-6	26	-3	10	5	23	41	-7	36	2
NL		3	0	53	-2	36	3	7	1	1	56	-2	43	4
AT		9	-2	39	-3	30	-1	17	5	5	48	-5	47	4
PL		6	0	67	6	19	1	5	1	3	73	6	24	2
PT		1	0	64	0	28	6	3	1	4	65	0	31	7
RO		8	0	51	-3	29	6	8	1	4	59	-3	37	7
SI		2	0	47	-5	40	8	9	0	2	49	-5	49	8
SK		3	0	48	1	37	3	12	5	0	51	1	49	8
FI		3	1	44	-13	42	12	10	6	1	47	-12	52	18
SE		6	2	51	-4	34	6	7	1	2	57	-2	41	7
AL		5	-1	63	-1	29	3	3	1	0	68	-2	32	4
MK		21	3	54	5	16	2	8	-2	1	75	8	24	0
ME		9	-3	52	-10	21	3	18	13	0	61	-13	39	16
RS		6	-4	41	1	39	16	11	2	3	47	-3	50	18
TR		5	-4	45	7	29	0	18	1	3	50	3	47	1

SD19.1 Please tell me to what extent you agree or disagree with each of the following statements.

My voice counts in the EU (%)

		Totally agree		Tend to agree		Tend to disagree		Totally disagree		Don't know	Total 'Agree'		Total 'Disagree'	
		Sum.2020	Diff. Sum.2020 - Aut.2019	Sum.2020	Diff. Sum.2020 - Aut.2019	Sum.2020	Diff. Sum.2020 - Aut.2019	Sum.2020	Diff. Sum.2020 - Aut.2019		Sum.2020	Diff. Sum.2020 - Aut.2019	Sum.2020	Diff. Sum.2020 - Aut.2019
EU27		12	-2	30	-1	30	1	23	2	5	42	-3	53	3
EU28-UK		12	-3	30	-3	30	2	23	3	5	42	-6	53	5
EURO AREA		11	-3	29	-3	30	1	25	4	5	40	-6	55	5
NON-EURO AREA		13	0	36	5	27	-3	18	-2	6	49	5	45	-5
BE		6	-3	38	-2	34	2	18	1	4	44	-5	52	3
BG		11	-4	30	-4	20	1	23	2	16	41	-8	43	3
CZ		4	-5	23	0	36	3	32	2	5	27	-5	68	5
DK		33	-5	32	-2	21	5	10	1	4	65	-7	31	6
DE		23	-3	33	-2	26	3	14	2	4	56	-5	40	5
EE		2	0	20	-1	45	7	33	3	0	22	-1	78	10
IE		5	-10	40	1	41	13	14	1	0	45	-9	55	14
EL		2	-2	19	-4	41	3	37	3	1	21	-6	78	6
ES		5	-4	33	2	30	-4	23	3	9	38	-2	53	-1
FR		7	-3	27	-1	29	1	30	2	7	34	-4	59	3
HR		23	4	39	-4	21	-3	13	1	4	62	0	34	-2
IT		5	-1	19	-5	34	2	38	4	4	24	-6	72	6
CY		6	0	21	-8	33	8	36	-1	4	27	-8	69	7
CY (tcc)		6	-13	11	-4	20	9	45	10	18	17	-17	65	19
LV		7	3	19	-9	32	-1	36	7	6	26	-6	68	6
LT		3	1	29	-2	32	-6	23	6	13	32	-1	55	0
LU		3	-13	28	-12	48	27	21	4	0	31	-25	69	31
HU		9	-7	26	-9	33	5	28	9	4	35	-16	61	14
MT		2	-9	30	-8	34	3	20	8	14	32	-17	54	11
NL		19	-6	32	-6	30	8	16	5	3	51	-12	46	13
AT		22	4	29	-11	24	0	22	6	3	51	-7	46	6
PL		12	-4	43	3	27	-1	11	1	7	55	-1	38	0
PT		8	-1	37	-9	36	5	15	4	4	45	-10	51	9
RO		11	-6	33	-3	28	2	23	5	5	44	-9	51	7
SI		16	0	29	-4	30	-1	22	6	3	45	-4	52	5
SK		17	6	33	-5	32	-3	13	2	5	50	1	45	-1
FI		7	-9	30	-8	40	13	23	8	0	37	-17	63	21
SE		20	-13	43	7	23	4	13	3	1	63	-6	36	7
AL		4	-1	28	-9	52	2	15	7	1	32	-10	67	9
MK		15	3	25	5	26	3	25	-9	9	40	8	51	-6
ME		12	-14	23	-7	33	6	27	12	5	35	-21	60	18
RS		3	-2	16	-4	25	2	44	-1	12	19	-6	69	1
TR		14	-1	24	5	29	0	29	-1	4	38	4	58	-1



































SD19.2 Please tell me to what extent you agree or disagree with each of the following statements.

My voice counts in (OUR COUNTRY) (%)



































		Totally agree		Tend to agree		Tend to disagree		Totally disagree		Don't know	Total 'Agree'		Total 'Disagree'	
		Sum.2020	Diff. Sum.2020 - Aut.2019	Sum.2020	Diff. Sum.2020 - Aut.2019	Sum.2020	Diff. Sum.2020 - Aut.2019	Sum.2020	Diff. Sum.2020 - Aut.2019		Sum.2020	Diff. Sum.2020 - Aut.2019	Sum.2020	Diff. Sum.2020 - Aut.2019
EU27		20	-1	37	-1	23	0	17	2	3	57	-2	40	2
EU28-UK		20	-2	37	-2	23	2	17	2	3	57	-4	40	4
EURO AREA		19	-2	37	-1	24	2	17	1	3	56	-3	41	3
NON-EURO AREA		24	5	39	1	20	-5	14	-1	3	63	6	34	-6
BE		9	-3	39	-7	32	9	17	-1	3	48	-10	49	8
BG		15	0	31	-6	24	3	22	1	8	46	-6	46	4
CZ		12	-6	41	1	29	6	15	-2	3	53	-5	44	4
DK		66	-2	26	1	4	2	3	0	1	92	-1	7	2
DE		35	-2	39	0	14	1	9	1	3	74	-2	23	2
EE		4	-2	31	-8	48	14	17	-1	0	35	-10	65	13
IE		15	-6	51	8	25	2	9	-1	0	66	2	34	1
EL		6	-1	29	1	37	1	28	0	0	35	0	65	1
ES		9	-2	41	2	28	-2	18	1	4	50	0	46	-1
FR		16	-6	39	-2	22	5	19	2	4	55	-8	41	7
HR		37	13	41	-8	12	-5	9	0	1	78	5	21	-5
IT		6	-1	27	-1	32	-1	32	3	3	33	-2	64	2
CY		7	0	26	-2	35	6	29	-6	3	33	-2	64	0
CY (tcc)*		6	-12	21	3	25	13	37	3	11	27	-9	62	16
LV		14	8	26	-6	28	-4	28	1	4	40	2	56	-3
LT		4	1	30	4	38	-3	22	-3	6	34	5	60	-6
LU		13	-8	41	-2	28	13	18	4	0	54	-10	46	17
HU		13	0	31	-7	30	2	23	4	3	44	-7	53	6
MT		14	-3	41	10	23	-10	10	-3	12	55	7	33	-13
NL		41	-4	41	4	11	2	5	-1	2	82	0	16	1
AT		40	3	37	-3	15	0	7	0	1	77	0	22	0
PL		22	0	48	-3	18	2	9	2	3	70	-3	27	4
PT		16	2	42	-7	30	4	10	1	2	58	-5	40	5
RO		11	-3	35	-2	27	0	24	4	3	46	-5	51	4
SI		22	2	34	-7	26	0	16	5	2	56	-5	42	5
SK		22	5	50	-3	18	-1	7	0	3	72	2	25	-1
FI		23	-14	50	1	20	11	7	3	0	73	-13	27	14
SE		56	-9	31	3	9	5	4	1	0	87	-6	13	6
UK		8	-1	38	5	40	6	14	-7	0	46	4	54	-1
AL		4	2	34	-15	52	5	9	7	1	38	-13	61	12
MK		26	1	33	6	21	1	16	-6	4	59	7	37	-5
ME		19	0	32	-16	26	5	22	11	1	51	-16	48	16
RS		26	3	30	-4	20	-3	19	2	5	56	-1	39	-1
TR		18	0	34	6	20	-6	26	1	2	52	6	46	-5

*CY (tcc): Our community



































SD20.1 For each of the following statements about the EU could you please tell me whether you think it is true or false.
The Euro area currently consists of 19 Member States (%)

		True		False		Don't know
		Sum.2020	Diff. Sum.2020 - Aut.2019	Sum.2020	Diff. Sum.2020 - Aut.2019	
EU27		41	6	36	-3	23
EU28-UK		41	4	36	-3	23
EURO AREA		39	4	39	-2	22
NON-EURO AREA		46	10	30	-4	24
BE		47	4	36	-3	17
BG		39	1	25	2	36
CZ		39	4	38	-8	23
DK		46	10	21	-4	33
DE		40	2	40	-4	20
EE		58	28	42	12	0
IE		53	17	46	-1	1
EL		59	6	23	-7	18
ES		37	9	32	-5	31
FR		33	3	41	3	26
HR		32	4	54	-8	14
IT		38	5	44	-7	18
CY		46	6	14	-4	40
CY (tcc)		36	-5	17	-4	47
LV		36	4	28	-3	36
LT		44	-1	21	-1	35
LU		54	0	46	23	0
HU		43	8	36	-12	21
MT		30	3	32	1	38
NL		36	2	35	1	29
AT		46	6	46	-5	8
PL		50	3	25	-4	25
PT		35	-9	32	7	33
RO		46	-1	31	-1	23
SI		46	-3	34	4	20
SK		47	-3	40	5	13
FI		62	26	37	3	1
SE		53	10	37	6	10
UK		51	26	48	13	1
AL		75	1	22	-2	3
MK		41	3	28	-1	31
ME		42	-14	41	5	17
RS		39	-8	33	1	28
TR		39	8	27	-7	34

SD20.2 For each of the following statements about the EU could you please tell me whether you think it is true or false.
The members of the European Parliament are directly elected by the citizens of each Member State (%)

		True		False		Don't know
		Sum.2020	Diff. Sum.2020 - Aut.2019	Sum.2020	Diff. Sum.2020 - Aut.2019	Sum.2020
EU27		63	-2	23	2	14
EU28-UK		63	-3	23	2	14
EURO AREA		60	-3	25	2	15
NON-EURO AREA		76	6	14	-1	10
BE		59	-2	32	1	9
BG		81	-7	5	1	14
CZ		64	-7	22	5	14
DK		78	-7	12	3	10
DE		53	-7	33	4	14
EE		76	10	23	9	1
IE		85	3	15	7	0
EL		86	-6	10	5	4
ES		67	1	11	-6	22
FR		49	-1	28	0	23
HR		76	-5	16	2	8
IT		59	-7	27	6	14
CY		87	-5	5	3	8
CY (tcc)		44	-4	16	0	40
LV		68	-7	16	2	16
LT		85	-3	5	-1	10
LU		77	9	23	5	0
HU		70	3	19	-6	11
MT		88	-2	2	0	10
NL		53	-4	40	3	7
AT		55	-4	34	1	11
PL		81	0	10	-1	9
PT		65	-17	19	14	16
RO		74	1	15	-1	11
SI		76	-6	15	7	9
SK		87	9	6	-9	7
FI		81	8	18	5	1
SE		71	3	26	0	3
UK		70	11	29	13	1
AL		37	7	60	-8	3
MK		55	-3	19	1	26
ME		28	-28	55	20	17
RS		50	-9	23	0	27
TR		35	3	30	-4	35

SD20.3 For each of the following statements about the EU could you please tell me whether you think it is true or false.
Switzerland is a Member State of the EU (%)

		True		False		Don't know
		Sum.2020	Diff. Sum.2020 - Aut.2019	Sum.2020	Diff. Sum.2020 - Aut.2019	
		Sum.2020	Diff. Sum.2020 - Aut.2019	Sum.2020	Diff. Sum.2020 - Aut.2019	
EU27		15	0	74	1	11
EU28-UK		15	0	74	0	11
EURO AREA		13	0	77	0	10
NON-EURO AREA		21	3	64	0	15
BE		14	1	82	0	4
BG		15	1	58	1	27
CZ		13	1	75	-3	12
DK		16	0	71	0	13
DE		6	0	88	-2	6
EE		19	5	81	21	0
IE		15	-15	84	28	1
EL		25	3	61	-3	14
ES		22	-1	57	1	21
FR		13	0	77	1	10
HR		11	-2	81	-1	8
IT		13	2	77	-4	10
CY		21	3	56	-3	23
CY (tcc)		35	-4	30	1	35
LV		21	0	55	-3	24
LT		18	-1	62	-2	20
LU		8	3	92	-1	0
HU		12	-3	75	0	13
MT		10	0	69	-4	21
NL		13	-2	82	2	5
AT		8	3	90	-4	2
PL		26	4	58	-4	16
PT		12	1	73	-3	15
RO		27	-7	54	5	19
SI		12	2	83	-1	5
SK		15	-2	76	2	9
FI		21	1	78	14	1
SE		23	4	75	-1	2
UK		17	3	82	21	1
AL		66	5	31	-7	3
MK		16	4	67	-7	17
ME		10	-18	79	13	11
RS		13	-5	74	1	13
TR		40	13	29	-10	31